



Varina Library | Photo: © Chris Cunningham

Beautiful, innovative large-format perforated gypsum panels create unique spaces.

**FEATURES AND BENEFITS**

- Smooth, paintable surface simplifies installation and maintenance, ensuring long, sustainable life
- Screw attach to CertainTeed 1.5" Metric Drywall Suspension System
- Complementary Gyptone lay-in ceiling panels available for each pattern
- Designed with four tapered edges for easy finishing
- Suitable for wall and ceiling applications and can be shaped to min. 20-ft radius
- Proprietary Saint-Gobain formaldehyde scavenging performance (inherent to all Gyptone products)

**ATTRIBUTES**



**RECYCLED  
CONTENT**



**EMISSION  
COMPLIANT  
CERTIFIED**

**LEED® v4**

**RECYCLED CONTENT**

**up to 85%**

- ✓ EQ: Interior Lighting
- ✓ MR: PBT Source Reduction (Healthcare)
- ✓ EQ: Acoustic Performance
- ✓ EQ: Prereq. Min. Acoustic Performance (Schools)
- ✓ EQ: Low-Emitting Materials
- ✓ MR: Material Ingredients (HPDs)
- ✓ MR: Sourcing Raw Materials
- ✓ MR: Environmental Product Declarations (EPDs)

LEED® is a registered trademark of the U.S. Green Building Council.

**CERTIFICATIONS &  
PRODUCT DECLARATIONS**




EPD AVAILABLE




HPD AVAILABLE




Line 6




Quattro 41



Sixto 63



Sixto 65



Quattro 46



Gyptone BIG access panels are quick to install and virtually invisible because the gap between the ceiling and the hatch is minimal. This fully integrated solution is available for most Gyptone BIG patterns and allows for easy access to the plenum. (Not available for Gyptone BIG Sixto 65)

GYPTONE® BIG™	DIMENSIONS MM (~IN.)	NRC	CAC	HOLE SIZE MM	PERFORATED AREA	RECYCLED CONTENT	MAX PIECES/ PALLET	SQ. M (FT.)/ PIECE	LBS./ PALLET
<b>LINE 6</b>									
5200605112	1200 x 2400 x 12.5 (=47.2 x 94.5 x 1/2)	Ceiling: 0.60 Wall: 0.65†	—	6 x 80	13%	85%	45	3 (31)	2286
<b>QUATTRO 41</b>									
5200605090	1200 x 2400 x 12.5 (=47.2 x 94.5 x 1/2)	Ceiling: 0.70 Wall: 0.80†	—	12x12	16%	85%	45	3 (31)	2286
<b>QUATTRO 46</b>									
5200640995	1200 x 2400 x 12.5 (=47.2 x 94.5 x 1/2)	Ceiling: 0.60 Wall: 0.60†	—	12x12	10%	85%	45	3 (31)	2286
<b>SIXTO 63</b>									
5200545808	1200 x 2400 x 12.5 (=47.2 x 94.5 x 1/2)	Ceiling: 0.65 Wall: 0.70†	—	12D	15%	85%	45	3 (31)	2295
<b>SIXTO 65</b>									
5200607125	900 x 2700 x 12.5 (=35.4 x 106.3 x 1/2)	Ceiling: 0.75 Wall: 0.85†	—	12D	17%	85%	45	3 (26.1)	1926

†NRC value when used with CertainTeed Sustainable Insulation in unfaced 2-1/2" (R-8) in wall cavity

## ACCESSORIES

GYPTONE BIG ACCESSORIES		PRODUCT NAME	PIECES/ CARTON	USE
	5200428567	Quattro 41 Access Panel	1	Access Panel for Quattro 41 Ceiling
	5200428599	Line 6 Access Panel	1	Access Panel for Line 6 Ceiling
	5200428548	Sixto 63 Access Panel	1	Access Panel for Sixto 63 Ceiling
	5200428576	Quattro 46 Access Panel	1	Access Panel for Quattro 46 Ceiling
	5200412213	C-Channel	12	For use in framing the perimeter of the wall structure in a Gyptone BIG or Gyptone BIG Curve wall application
	5200412216	Z-Channel	12	For use in framing horizontally across the wall structure in a Gyptone BIG or Gyptone BIG Curve wall application
	5200412717	QSTR 25 Screw	1000	For use when attaching Gyptone BIG boards to metal framing in perforated area

## PHYSICAL DATA

### MATERIAL

Gypsum

### ASTM E1264 CLASSIFICATION

Type XX, Pattern A G.1

### FIRE CLASS (ASTM E1264)

All are Class A per ASTM E84 & CAN S102

Flame Spread: 25 or less

Smoke Developed: 50 or less

### VOC EMISSIONS

Independently certified compliant with California Department of Public Health CDPH/EHLB/Standard Method Version 1.2, 2017.

### MAINTENANCE

Wipe with a soft cloth or vacuum with brush attachment. Painted surfaces can be cleaned with a damp cloth and mild detergent.



## CertainTeed ARCHITECTURAL PRODUCTS

METAL • WOOD • FELT • FIBERGLASS & MINERAL FIBER • GYPSUM • SUSPENSION & INTEGRATED SYSTEMS

2424 Lakeshore Rd. West, Mississauga, ON L5J 1K4 800-233-8990 [certainteed.ca/architectural](http://certainteed.ca/architectural)