

## TABLE OF CONTENTS

Specification Nomenclature

SA Warranty Matrix

SA-C-2-S

SA-C-3-S

SA-I-2-S

SA-I-3-S

SA-IN-2-S

SA-IN-3-S

SA-IN-4-S

SA-N-2-S

SA-N-3-S

SA-N-4-S

# SPECIFICATION NOMENCLATURE

Please note: Each CertainTeed roof system specification includes multiple base, interply (if applicable) and cap sheet options. Warranty durations are dependent on both system specification and product pairing.

CertainTeed publishes the Commercial Roof Systems Specifications to guide in the specification of low-slope roof systems. The specifications are classified in alphanumeric combinations such as BUR(M)-N-5-A where:

Cap Sheet	(Surfacing)	Base Attachment	Number of Plies	Cap Application
<b>SA</b> Self Adhered	<b>(G)</b> Gravel Surface	<b>C</b> Fully-adhered/Non-insulated substrate	<b>2, 3, 4, 5</b>	<b>S</b> Self Adhered
<b>APP</b> Atactic Polypropylene	<b>(M)</b> Mineral Surfaced Cap Sheet	<b>I</b> Fully-adhered/Insulated substrate		<b>T</b> Torch Welded
<b>SBS</b> Styrene Butadiene Styrene	<b>(S)</b> Smooth	<b>IN</b> Mechanically attached through insulated substrate		<b>A</b> Hot Asphalt
<b>BUR</b> Built Up Roofing		<b>N</b> Mechanically attached through non-insulated substrate		<b>C</b> Cold Process (adhesive)
				<b>CF</b> CertaFast (base sheet application)

# WARRANTY DURATION MATRIX

Roll goods listed under Base, Interply or Cap columns and separated by a comma are options for system configurations within each respective warranty duration row; these are not intended to be installed together or additively.

## SELF-ADHERED SYSTEMS WITH BASE SHEET ADHERED

Warranty Duration	NDL Warranty Fee (100 Sq Min)	Insulation/Coverboard	Base	Interply	Cap	Applicable Specs	Notes
15 years	\$7.50/Sq	Optional <sup>1</sup>	Flintlastic SA PlyBase	—	SA Cap, SA Cap FR	SA-C-2-S, SA-I-2-S	—
20 years	\$12.50/Sq	Optional <sup>1</sup>	Flintlastic SA MidPly	—	SA Cap, SA Cap FR	SA-C-2-S, SA-I-2-S	—
25 years	\$15.00/Sq	Double layer, second layer adhered	Flintlastic SA PlyBase	Flintlastic SA PlyBase	SA Cap, SA Cap FR	SA-I-3-S	—
25 years <sup>2</sup>	\$15.00/Sq	Double layer, second layer adhered	Flintlastic SA MidPly	—	SA Cap, SA Cap FR	SA-I-2-S	—

Note: Unless noted, prior approval required by CT Tech Services for re-cover.

1. If "Optional" Insulation/Coverboard is utilized, refer to "SA-I-2-S"

2. Gold Star contractors can increase warranty duration by 25% (31 Years) by engaging their client in on an Integrity Maintenance Contract.

## SELF-ADHERED SYSTEMS WITH MECHANICALLY ATTACHED BASE SHEET

Warranty Duration	NDL Warranty Fee (100 Sq Min)	Insulation/Coverboard	Base	Interply	Cap	Applicable Specs	Notes
12 years	\$4.00/Sq	Optional <sup>1</sup>	Flintlastic SA NailBase	—	SA Cap, SA Cap FR	SA-IN-2-S, SA-N-2-S	Approved for re-cover
15 years	\$7.50/Sq	Optional <sup>2</sup>	Flintlastic SA NailBase	Flintlastic SA PlyBase	SA Cap, SA Cap FR	SA-IN-3-S, SA-N-3-S	—
20 years	\$12.50/Sq	Optional <sup>2</sup>	Flintlastic SA NailBase	Flintlastic SA MidPly	SA Cap, SA Cap FR	SA-IN-3-S, SA-N-3-S	—
25 years	\$15.00/Sq	Single layer, minimum 1.5"	Flintlastic SA NailBase	2-Flintlastic SA PlyBase	SA Cap, SA Cap FR	SA-IN-4-S	—
25 years <sup>3</sup>	\$15.00/Sq	Single layer, minimum 1.5"	Flintlastic SA NailBase	Flintlastic SA MidPly	SA Cap, SA Cap FR	SA-IN-3-S	—

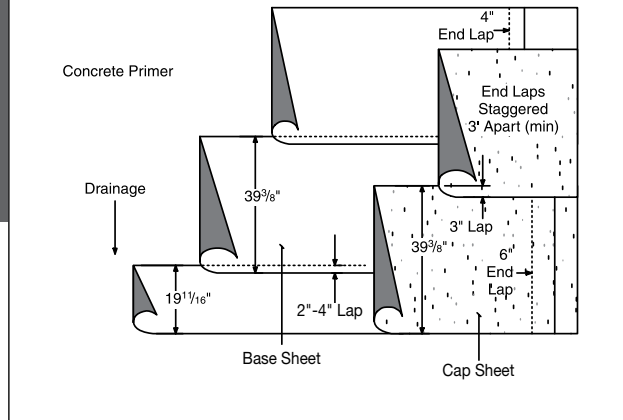
Note: Unless noted, prior approval required by CT Tech Services for re-cover.

1. If "Optional" Insulation/Coverboard is utilized, refer to "SA-IN-2-S"

2. If "Optional" Insulation/Coverboard is utilized, refer to "SA-IN-3-S"

3. Gold Star contractors can increase warranty duration by 25% (31 Years) by engaging their client in on an Integrity Maintenance Contract.

# SA-C-2-S



## Self-adhered modified base sheet and self-adhered modified cap sheet

### SUBSTRATE:

- Concrete (Sec. 3.6-3.9)
- Wood (Sec. 3.10-3.11)
- Poured Gypsum (Sec 3.12)

### MAXIMUM SLOPE:

Up to 6" : 12" (Sec. 15.3)

### ROOF ASSEMBLY:

- Approved base sheet, self-adhered (Sec. 10.0)
- Approved cap sheet, self-adhered (Sec. 10.0)

### SUMMARY OF MATERIALS:

- FlintPrime® asphalt primer or FlintPrime SA
- Base sheet (1 ply)
- Cap sheet (1 ply)

### APPROVED BASE SHEETS<sup>1</sup>:

(one of the following)

- Flintlastic SA PlyBase
- Flintlastic SA MidPly

### APPROVED CAP SHEETS:

(one of the following)

- Flintlastic SA Cap\*
- Flintlastic SA Cap FR\*

### FINAL SURFACING:

For optional surfacing see Section 14.0.

### FLASHING ASSEMBLY:

- **Standard.** Over a base sheet or bonded to a primed substrate. One ply Flintlastic modified cap sheet, per CT detail.
- **Premium.** Over a base sheet or bonded to a primed substrate. One smooth and one granulated modified membrane flashing, per CT detail.
- **Premium alternate.** Over a base sheet or bonded to a primed substrate. One smooth modified membrane and CT SmartFlash®, per CT detail.

**Cants:** In angles of roof deck and vertical surfaces, the roofing contractor shall furnish and install an approved cant strip with a minimum 3" face.

\* Available with CoolStar® reflective granules

<sup>1</sup> Roof systems self-adhered to wood decks are limited to Asphaltic Membrane Limited Warranties on Systems

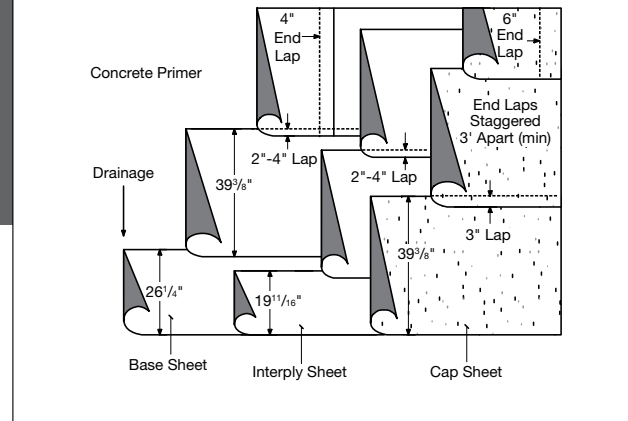
WARRANTY DURATIONS FOR THIS SPECIFICATION VARY BASED ON ROLL MATERIAL SELECTION; SEE WARRANTY MATRIX.

Applicable local building code may require more stringent installation requirements such as, but not limited to, increased fastener or adhesive densities to meet required wind uplift pressures. Consult local building code and uplift requirements prior to any application of CertainTeed roofing materials. CertainTeed is not responsible for failure to install roofing products per applicable local building codes.

Consult CertainTeed General Recommendations for noted section references.

# SA-C-3-S

## Self-adhered modified base sheet, self-adhered modified interply sheet and self-adhered modified cap sheet



### SUBSTRATE:

- Concrete (Sec. 3.6-3.9)
- Wood (Sec. 3.10-3.11)
- Poured Gypsum (Sec 3.12)

### MAXIMUM SLOPE:

Up to 6" : 12" (Sec. 15.3)

### ROOF ASSEMBLY:

- Approved base sheet, self-adhered (Sec. 10.0)
- Approved interply sheet, self-adhered (Sec. 10.0)
- Approved cap sheet, self-adhered (Sec. 10.0)

### SUMMARY OF MATERIALS:

- FlintPrime® asphalt primer or FlintPrime SA
- Base sheet (1 ply)
- Interply sheet (1 ply)
- Cap sheet (1 ply)

### APPROVED BASE SHEETS<sup>1</sup>:

(one of the following)

- Flintlastic SA PlyBase
- Flintlastic SA MidPly

### APPROVED INTERPLY SHEETS:

(one of the following)

- Flintlastic SA PlyBase
- Flintlastic SA MidPly

### APPROVED CAP SHEETS:

(one of the following)

- Flintlastic SA Cap\*
- Flintlastic SA Cap FR\*

### FINAL SURFACING:

For optional surfacing see Section 14.0.

### FLASHING ASSEMBLY:

- **Standard.** Over a base sheet or bonded to a primed substrate. One ply Flintlastic modified cap sheet, per CT detail.
- **Premium.** Over a base sheet or bonded to a primed substrate. One smooth and one granulated modified membrane flashing, per CT detail.
- **Premium alternate.** Over a base sheet or bonded to a primed substrate. One smooth modified membrane and CT SmartFlash®, per CT detail.

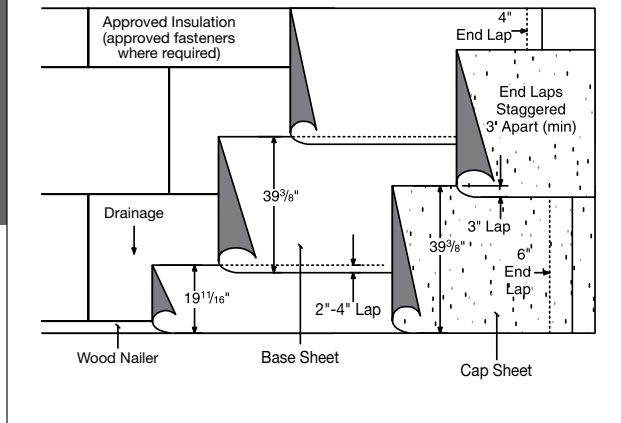
**Cants:** In angles of roof deck and vertical surfaces, the roofing contractor shall furnish and install an approved cant strip with a minimum 3" face.

\* Available with CoolStar® reflective granules

<sup>1</sup> Roof systems self-adhered to wood decks are limited to Asphaltic Membrane Limited Warranties on Systems

WARRANTY DURATIONS FOR THIS SPECIFICATION VARY BASED ON ROLL MATERIAL SELECTION; SEE WARRANTY MATRIX.

Applicable local building code may require more stringent installation requirements such as, but not limited to, increased fastener or adhesive densities to meet required wind uplift pressures. Consult local building code and uplift requirements prior to any application of CertainTeed roofing materials. CertainTeed is not responsible for failure to install roofing products per applicable local building codes.



## Insulated substrates: Self-adhered modified base sheet and self-adhered modified cap sheet

### SUBSTRATE:

- Steel (Sec. 3.5)
- Concrete (Sec. 3.6-3.9)
- Wood (Sec. 3.10-3.11)
- Poured Gypsum (Sec. 3.12)
- Insulation (Sec. 4.0)
- Re-cover (Sec. 5.0)

### MAXIMUM SLOPE:

Up to 6" : 12" (Sec. 15.3)

### ROOF ASSEMBLY:

One or more layers of approved insulation and/or coverboard:

- Base layer mechanically attached and additional layers mechanically attached or adhered in hot asphalt or approved adhesive.
- Base layer and additional layers adhered in hot asphalt or approved adhesive.
- Vapor retarder/anchor sheets (Sec. 4.7).

Approved base sheet, self-adhered (Sec. 10.0)

Approved cap sheet, self-adhered (Sec. 10.0).

### SUMMARY OF MATERIALS:

- One or more layers of insulation and/or coverboard
- Base sheet (1 ply)
- Cap sheet (1 ply)

### APPROVED BASE SHEETS:

(one of the following)

- Flintlastic SA PlyBase
- Flintlastic SA MidPly

### APPROVED CAP SHEETS:

(one of the following)

- Flintlastic SA Cap\*
- Flintlastic SA Cap FR\*

### FINAL SURFACING:

For optional surfacing see Section 14.0.

### FLASHING ASSEMBLY:

- Standard. Over a base sheet or bonded to a primed substrate. One ply Flintlastic modified cap sheet, per CT detail.
- Premium. Over a base sheet or bonded to a primed substrate. One smooth and one granulated modified membrane flashing, per CT detail.
- Premium alternate. Over a base sheet or bonded to a primed substrate. One smooth modified membrane and CT SmartFlash®, per CT detail.

**Cants:** In angles of roof deck and vertical surfaces, the roofing contractor shall furnish and install an approved cant strip with a minimum 3" face.

\* Available with CoolStar® reflective granules

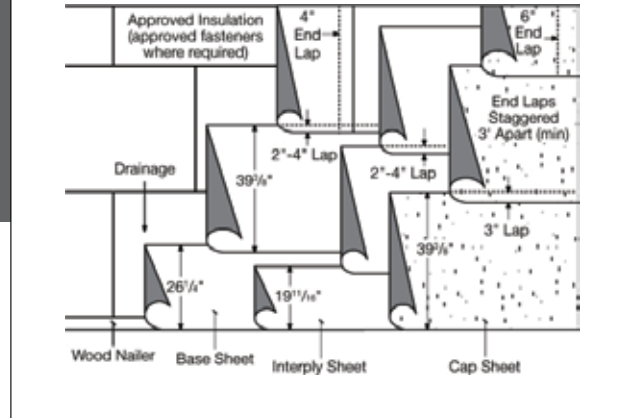
WARRANTY DURATIONS FOR THIS SPECIFICATION VARY BASED ON ROLL MATERIAL SELECTION; SEE WARRANTY MATRIX.

Applicable local building code may require more stringent installation requirements such as, but not limited to, increased fastener or adhesive densities to meet required wind uplift pressures. Consult local building code and uplift requirements prior to any application of CertainTeed roofing materials. CertainTeed is not responsible for failure to install roofing products per applicable local building codes.

Consult CertainTeed General Recommendations for noted section references.

# SA-I-3-S

## Insulated substrates: Self-adhered modified base sheet, self-adhered modified interply sheet and self-adhered modified cap sheet



### SUBSTRATE:

- Steel (Sec. 3.5)
- Concrete (Sec. 3.6-3.9)
- Wood (Sec. 3.10-3.11)
- Poured Gypsum (Sec. 3.12)
- Insulation (Sec. 4.0)
- Re-cover (Sec. 5.0)

### MAXIMUM SLOPE:

Up to 6" : 12" (Sec. 15.3)

### ROOF ASSEMBLY:

One or more layers of approved insulation and/or coverboard:

- Base layer mechanically attached and additional layers mechanically attached or adhered in hot asphalt or approved adhesive.
- Base layer and additional layers adhered in hot asphalt or approved adhesive.
- Vapor retarder/anchor sheets (Sec. 4.7).

Approved base sheet, self-adhered (Sec. 10.0).

Approved interply sheet, self-adhered (Sec. 10.0).

Approved cap sheet, self-adhered (Sec. 10.0).

### SUMMARY OF MATERIALS:

- One or more layers of insulation and/or coverboard
- Base sheet (1 ply)
- Interply sheet (1 ply)
- Cap sheet (1 ply)

### APPROVED BASE SHEETS:

(one of the following)

- Flintlastic SA PlyBase
- Flintlastic SA MidPly

### APPROVED INTERPLY SHEETS:

(one of the following)

- Flintlastic SA PlyBase
- Flintlastic SA MidPly

### APPROVED CAP SHEETS:

(one of the following)

- Flintlastic SA Cap\*
- Flintlastic SA Cap FR\*

### FINAL SURFACING:

For optional surfacing see Section 14.0.

### FLASHING ASSEMBLY:

- **Standard.** Over a base sheet or bonded to a primed substrate. One ply Flintlastic modified cap sheet, per CT detail.
- **Premium.** Over a base sheet or bonded to a primed substrate. One smooth and one granulated modified membrane flashing, per CT detail.
- **Premium alternate.** Over a base sheet or bonded to a primed substrate. One smooth modified membrane and CT SmartFlash®, per CT detail.

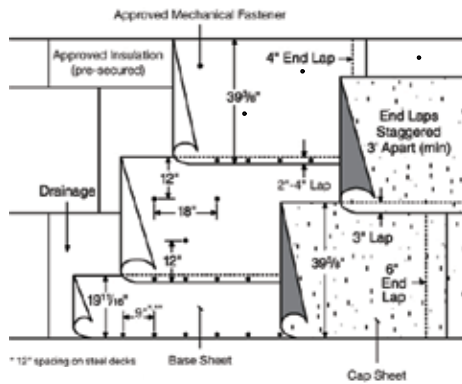
**Cants:** In angles of roof deck and vertical surfaces, the roofing contractor shall furnish and install an approved cant strip with a minimum 3" face.

\* Available with CoolStar® reflective granules

WARRANTY DURATIONS FOR THIS SPECIFICATION VARY BASED ON ROLL MATERIAL SELECTION; SEE WARRANTY MATRIX.

Applicable local building code may require more stringent installation requirements such as, but not limited to, increased fastener or adhesive densities to meet required wind uplift pressures. Consult local building code and uplift requirements prior to any application of CertainTeed roofing materials. CertainTeed is not responsible for failure to install roofing products per applicable local building codes.

# SA-IN-2-S



**Modified base sheet mechanically attached through insulated substrate and self-adhered modified cap sheet**

## SUBSTRATE:

- Steel (Sec. 3.5)
- Wood (Sec. 3.10-3.11)
- Poured Gypsum (Sec. 3.12)
- Wood Fiber (Sec. 3.13)
- Insulation (Sec. 4.0)
- Re-cover (Sec. 5.0)

## MAXIMUM SLOPE:

Up to 6" : 12" (Sec. 15.3)

## ROOF ASSEMBLY:

One or more layers of approved insulation and/or coverboard:

- Insulation pre-secured with mechanical attachment.

Approved base, sheet mechanically attached with approved screws and plates (Sec. 15.4.2).

Approved cap sheet self-adhered (sec. 10.0).

## SUMMARY OF MATERIALS:

- One or more layers of insulation and/or coverboard
- Base sheet (1 ply)
- Cap sheet (1 ply)

## APPROVED BASE SHEETS:

- Flintlastic SA NailBase

## APPROVED CAP SHEETS:

(one of the following)

- Flintlastic SA Cap\*
- Flintlastic SA Cap FR\*

## FINAL SURFACING:

For optional surfacing see Section 14.0.

## FLASHING ASSEMBLY:

- **Standard.** Over a base sheet or bonded to a primed substrate. One ply of Flintlastic modified cap sheet, per CT detail.
- **Premium.** Over a base sheet or bonded to a primed substrate. One smooth and one granulated modified membrane flashing, per CT detail.
- **Premium alternate.** Over a base sheet or bonded to a primed substrate. One smooth modified membrane and CT SmartFlash®, per CT detail.

**Cants:** In angles of roof deck and vertical surfaces, the roofing contractor shall furnish and install an approved cant strip with a minimum 3" face.

*\* Available with CoolStar® reflective granules*

WARRANTY DURATIONS FOR THIS SPECIFICATION VARY BASED ON ROLL MATERIAL SELECTION; SEE WARRANTY MATRIX.

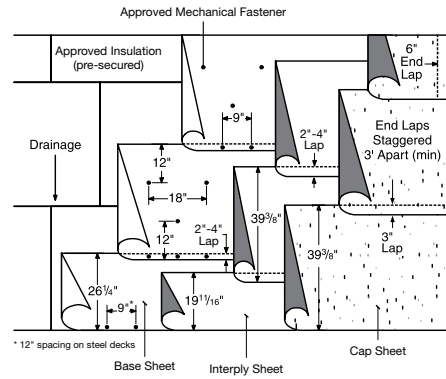
Applicable local building code may require more stringent installation requirements such as, but not limited to, increased fastener or adhesive densities to meet required wind uplift pressures. Consult local building code and uplift requirements prior to any application of CertainTeed roofing materials. CertainTeed is not responsible for failure to install roofing products per applicable local building codes.

Consult CertainTeed General Recommendations for noted section references.



# SA-IN-3-S

## Modified base sheet mechanically attached through insulated substrate, self-adhered modified interply sheet and self-adhered modified cap sheet



### SUBSTRATE:

- Steel (Sec. 3.5)
- Wood (Sec. 3.10-3.11)
- Poured Gypsum (Sec. 3.12)
- Wood Fiber (Sec. 3.13)
- Insulation (Sec. 4.0)
- Re-cover (Sec. 5.0)

### MAXIMUM SLOPE:

Up to 6" : 12" (Sec. 15.3)

### ROOF ASSEMBLY:

One or more layers of approved insulation and/or coverboard:

- Insulation pre-secured with mechanical attachment.

Approved base sheet, mechanically attached with approved screws and plates (Sec. 15.4.2).

Approved interply sheet, self-adhered (Sec. 10.0).

Approved cap sheet, self-adhered (sec. 10.0).

### SUMMARY OF MATERIALS:

- One or more layers of insulation and/or coverboard
- Base sheet (1 ply)
- Interply sheet (1 ply)
- Cap sheet (1 ply)

### APPROVED BASE SHEETS:

(one of the following)

- Flintlastic SA NailBase

### APPROVED INTERPLY SHEETS:

(one of the following)

- Flintlastic SA PlyBase

- Flintlastic SA MidPly

### APPROVED CAP SHEETS:

(one of the following)

- Flintlastic SA Cap\*
- Flintlastic SA Cap FR\*

### FINAL SURFACING:

For optional surfacing see Section 14.0.

### FLASHING ASSEMBLY:

- **Standard.** Over a base sheet or bonded to a primed substrate. One ply of Flintlastic modified cap sheet, per CT detail.
- **Premium.** Over a base sheet or bonded to a primed substrate. One smooth and one granulated modified membrane flashing, per CT detail.
- **Premium alternate.** Over a base sheet or bonded to a primed substrate. One smooth modified membrane and CT SmartFlash®, per CT detail.

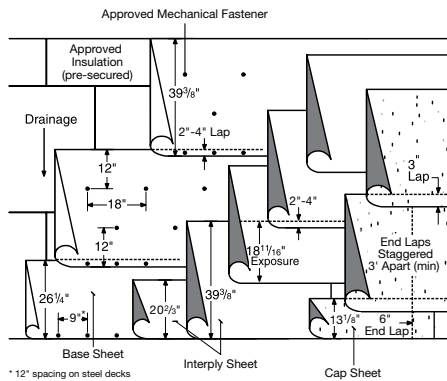
**Cants:** In angles of roof deck and vertical surfaces, the roofing contractor shall furnish and install an approved cant strip with a minimum 3" face.

\* Available with CoolStar® reflective granules

WARRANTY DURATIONS FOR THIS SPECIFICATION VARY BASED ON ROLL MATERIAL SELECTION; SEE WARRANTY MATRIX.

Applicable local building code may require more stringent installation requirements such as, but not limited to, increased fastener or adhesive densities to meet required wind uplift pressures. Consult local building code and uplift requirements prior to any application of CertainTeed roofing materials. CertainTeed is not responsible for failure to install roofing products per applicable local building codes.

# SA-IN-4-S



**Modified base sheet mechanically attached through insulated substrate, two self-adhered modified interply sheets and self-adhered modified cap sheet**

## SUBSTRATE:

- Steel (Sec. 3.5)
- Wood (Sec. 3.10-3.11)
- Poured Gypsum (Sec. 3.12)
- Wood Fiber (Sec. 3.13)
- Insulation (Sec. 4.0)
- Re-cover (Sec. 5.0)

## MAXIMUM SLOPE:

Up to 6" : 12" (Sec. 15.3)

## ROOF ASSEMBLY:

One or more layers of approved insulation and/or coverboard:

- Insulation pre-secured with mechanical attachment.

Approved base sheet, mechanically attached with approved screws and plates (Sec. 15.4.2).

Approved interply sheets self-adhered (Sec. 10.0).

Approved cap sheets, self-adhered (Sec. 10.0)

## SUMMARY OF MATERIALS:

- One or more layers of insulation and/or coverboard
- Base sheet (1 ply)
- Interply sheets (2 plies)
- Cap sheet (1 ply)

## APPROVED BASE SHEETS:

(one of the following)

- Flintlastic SA NailBase

WARRANTY DURATIONS FOR THIS SPECIFICATION VARY BASED ON ROLL MATERIAL SELECTION; SEE WARRANTY MATRIX.

Applicable local building code may require more stringent installation requirements such as, but not limited to, increased fastener or adhesive densities to meet required wind uplift pressures. Consult local building code and uplift requirements prior to any application of CertainTeed roofing materials. CertainTeed is not responsible for failure to install roofing products per applicable local building codes.

## INTERPLY SHEETS (2 PLIES):

(two of the following)

- Flintlastic SA PlyBase
- Flintlastic SA MidPly

## APPROVED CAP SHEETS:

(one of the following)

- Flintlastic SA Cap\*
- Flintlastic SA Cap FR\*

## FINAL SURFACING:

For optional surfacing see Section 14.0.

## FLASHING ASSEMBLY:

- Standard. Over a base sheet or bonded to a primed substrate. One ply of Flintlastic modified cap sheet, per CT detail.
- Premium. Over a base sheet or bonded to a primed substrate. One smooth and one granulated modified membrane flashing, per CT detail.
- Premium alternate. Over a base sheet or bonded to a primed substrate. One smooth modified membrane and CT SmartFlash®, per CT detail.

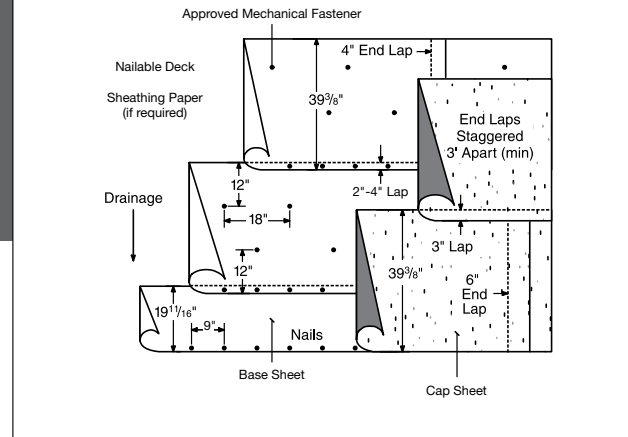
**Cants:** In angles of roof deck and vertical surfaces, the roofing contractor shall furnish and install an approved cant strip with a minimum 3" face.

\* Available with CoolStar® reflective granules

Consult CertainTeed General Recommendations for noted section references.

# SA-N-2-S

## Modified base sheet mechanically attached through substrate and self-adhered modified cap sheet



### SUBSTRATE:

- Concrete (Sec. 3.6-3.9)
- Wood (Sec. 3.10-3.11)
- Poured Gypsum (Sec. 3.12)
- Wood Fiber (Sec. 3.13)
- Re-cover (Sec. 5.0)

### MAXIMUM SLOPE:

Up to 6" : 12" (Sec. 15.3)

### ROOF ASSEMBLY:

Approved base sheet, mechanically attached to approved substrate (Sec. 15.0).

Approved cap sheet self-adhered (Sec. 10.0).

### SUMMARY OF MATERIALS:

- Base sheet (1 ply)
- Cap sheet (1 ply)

### APPROVED BASE SHEETS:

(one of the following)

- Flintlastic SA NailBase

### APPROVED CAP SHEETS:

(one of the following)

- Flintlastic SA Cap\*
- Flintlastic SA Cap FR\*

### FINAL SURFACING:

For optional surfacing see Section 14.0.

### FLASHING ASSEMBLY:

- **Standard.** Over a base sheet or bonded to a primed substrate. One ply of Flintlastic modified cap sheet, per CT detail.
- **Premium.** Over a base sheet or bonded to a primed substrate. One smooth and one granulated modified membrane flashing, per CT detail.
- **Premium alternate.** Over a base sheet or bonded to a primed substrate. One smooth modified membrane and CT SmartFlash®, per CT detail.

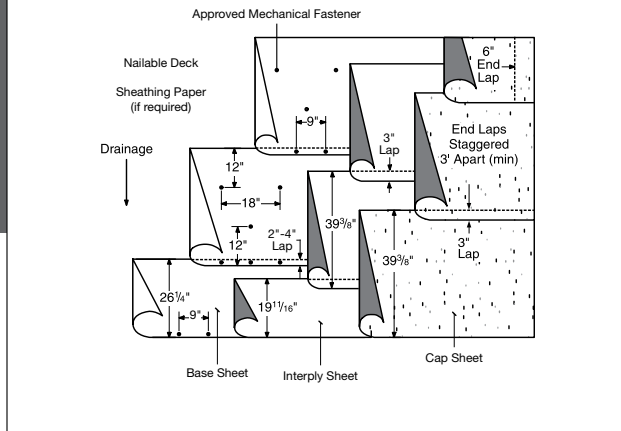
**Cants:** In angles of roof deck and vertical surfaces, the roofing contractor shall furnish and install an approved cant strip with a minimum 3" face.

\* Available with CoolStar® reflective granules

WARRANTY DURATIONS FOR THIS SPECIFICATION VARY BASED ON ROLL MATERIAL SELECTION; SEE WARRANTY MATRIX.

Applicable local building code may require more stringent installation requirements such as, but not limited to, increased fastener or adhesive densities to meet required wind uplift pressures. Consult local building code and uplift requirements prior to any application of CertainTeed roofing materials. CertainTeed is not responsible for failure to install roofing products per applicable local building codes.

# SA-N-3-S



**Modified base sheet mechanically attached through substrate, self-adhered modified interply sheet, and self-adhered modified cap sheet**

## SUBSTRATE:

- Concrete (Sec. 3.6-3.9)
- Wood (Sec. 3.10-3.11)
- Poured Gypsum (Sec. 3.12)
- Wood Fiber (Sec. 3.13)
- Re-cover (Sec. 5.0)

## MAXIMUM SLOPE:

Up to 6" : 12" (Sec. 15.3)

## ROOF ASSEMBLY:

Approved base sheet, attached to approved substrate (Sec. 15.0).

Approved interply sheet, self-adhered (Sec. 10.0).

Approved interply sheet, self-adhered (Sec. 10.0).

## SUMMARY OF MATERIALS:

- Base sheet (1 ply)
- Interply sheet (1 ply)
- Cap sheet (1 ply)

## APPROVED BASE SHEETS:

(one of the following)

- Flintlastic SA NailBase

## APPROVED INTERPLY SHEETS:

(one of the following)

- Flintlastic SA PlyBase
- Flintlastic SA MidPly

## APPROVED CAP SHEETS:

(one of the following)

WARRANTY DURATIONS FOR THIS SPECIFICATION VARY BASED ON ROLL MATERIAL SELECTION; SEE WARRANTY MATRIX.

Applicable local building code may require more stringent installation requirements such as, but not limited to, increased fastener or adhesive densities to meet required wind uplift pressures. Consult local building code and uplift requirements prior to any application of CertainTeed roofing materials. CertainTeed is not responsible for failure to install roofing products per applicable local building codes.

- Flintlastic SA Cap\*
- Flintlastic SA Cap FR\*

## FINAL SURFACING:

For optional surfacing see Section 14.0.

## FLASHING ASSEMBLY:

- **Standard.** Over a base sheet or bonded to a primed substrate. One ply of Flintlastic modified cap sheet, per CT detail.
- **Premium.** Over a base sheet or bonded to a primed substrate. One smooth and one granulated modified membrane flashing, per CT detail.
- **Premium alternate.** Over a base sheet or bonded to a primed substrate. One smooth modified membrane and CT SmartFlash®, per CT detail.

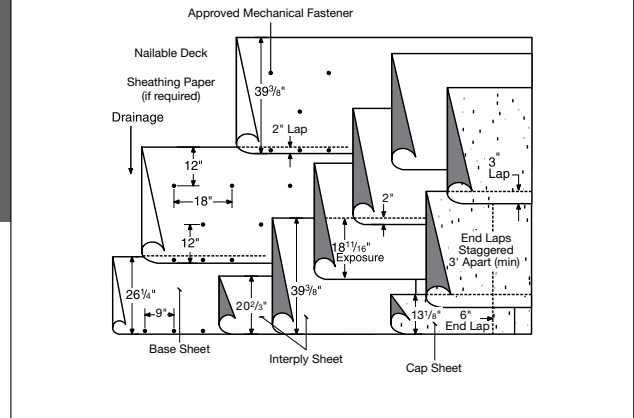
**Cants:** In angles of roof deck and vertical surfaces, the roofing contractor shall furnish and install an approved cant strip with a minimum 3" face.

\* Available with CoolStar® reflective granules

Consult CertainTeed General Recommendations for noted section references.

# SA-N-4-S

## Modified base sheet(s) mechanically attached through substrate, one or two self-adhered modified interply sheets, and self-adhered modified cap sheet



### SUBSTRATE:

- Concrete (Sec. 3.6-3.9)
- Wood (Sec. 3.10-3.11)
- Poured Gypsum (Sec. 3.12)
- Wood Fiber (Sec. 3.13)
- Re-cover (Sec. 5.0)

### MAXIMUM SLOPE:

Up to 6" : 12" (Sec. 15.3)

### ROOF ASSEMBLY:

Approved base sheet mechanically attached to approved substrate (Sec. 15.0).

Approved interply sheets, self-adhered (Sec. 10.0).

Approved cap sheet, self-adhered (Sec. 10.0).

### CONFIGURATION ONE:

#### SUMMARY OF MATERIALS:

- Base sheet (1 ply)
- Interply sheets (2 plies)
- Cap sheet (1 ply)

#### APPROVED BASE SHEETS:

- Flintlastic SA NailBase

#### INTERPLY SHEETS (2 PLIES):

(two of the following)

- Flintlastic SA PlyBase
- Flintlastic SA MidPly

#### APPROVED CAP SHEETS:

(one of the following)

- Flintlastic SA Cap\*
- Flintlastic SA Cap FR\*

#### FINAL SURFACING:

For optional surfacing see Section 14.0.

### CONFIGURATION TWO:

#### SUMMARY OF MATERIALS:

- Base sheet (2 plies)
- Interply sheets (1 ply)
- Cap sheet (1 ply)

#### APPROVED BASE SHEETS (2 PLIES):

(one of each of the following)

- Glasbase Base Sheet<sup>1</sup>
- Flintlastic SA NailBase

#### INTERPLY SHEETS (1 PLY):

(one of the following)

- Flintlastic SA PlyBase
- Flintlastic SA MidPly

#### APPROVED CAP SHEETS:

(one of the following)

- Flintlastic SA Cap\*
- Flintlastic SA Cap FR\*

#### FINAL SURFACING:

For optional surfacing see Section 14.0.

### FLASHING ASSEMBLY:

- **Standard.** Over a base sheet or bonded to a primed substrate. One ply of Flintlastic modified cap sheet, per CT detail.
- **Premium.** Over a base sheet or bonded to a primed substrate. One smooth and one granulated modified membrane flashing, per CT detail.
- **Premium alternate.** Over a base sheet or bonded to a primed substrate. One smooth modified membrane and CT SmartFlash<sup>®</sup>, per CT detail.

**Cants:** In angles of roof deck and vertical surfaces, the roofing contractor shall furnish and install an approved cant strip with a minimum 3" face.

\* Available with CoolStar<sup>®</sup> reflective granules

<sup>1</sup> In Configuration Two, Glasbase Base Sheet and Flintlastic SA NailBase are gang fastened to a substrate with Flintlastic SA NailBase on top.

WARRANTY DURATIONS FOR THIS SPECIFICATION VARY BASED ON ROLL MATERIAL SELECTION; SEE WARRANTY MATRIX.

Applicable local building code may require more stringent installation requirements such as, but not limited to, increased fastener or adhesive densities to meet required wind uplift pressures. Consult local building code and uplift requirements prior to any application of CertainTeed roofing materials. CertainTeed is not responsible for failure to install roofing products per applicable local building codes.