

# BUR SYSTEMS

## TABLE OF CONTENTS

Specification Nomenclature

BUR Warranty Matrix

BUR(G)-C-4-A

BUR(G)-I-4-A

BUR(G)-N-3-A

BUR(G)-N-4-A

BUR(M)-C-4-A

BUR(M)-C-5-A

BUR(M)-I-4-A

BUR(M)-I-5-A

BUR(M)-N-4-A

BUR(M)-N-5-A

BUR(S)-C-4-A

BUR(S)-I-4-A

BUR(S)-N-4-A

# SPECIFICATION NOMENCLATURE

Please note: Each CertainTeed roof system specification includes multiple base, ply (if applicable) and cap sheet options. Warranty durations are dependent on both system specification and product pairing.

CertainTeed publishes the Commercial Roof Systems Specifications to guide in the specification of low-slope roof systems. The specifications are classified in alphanumeric combinations such as BUR(M)-N-5-A where:

Cap Sheet	(Surfacing)	Substrate	Number of Plies	Cap Application
<b>SA</b> Self Adhered	<b>(G)</b> Gravel Surface	<b>C</b> Non-naillable/ Non-insulated Concrete	<b>2, 3, 4, 5</b>	<b>S</b> Self Adhered
<b>APP</b> Atactic Polypropylene	<b>(M)</b> Mineral Surfaced Cap Sheet	<b>I</b> Insulated		<b>T</b> Torch Welded
<b>SBS</b> Styrene Butadiene Styrene	<b>(S)</b> Smooth	<b>IN</b> Any substrate with base ply mechanically attached through insulation		<b>A</b> Hot Asphalt
<b>BUR</b> Built Up Roofing		<b>N</b> Mechanically Attached, Non-insulated		<b>C</b> Cold Process (adhesive)
				<b>CF</b> CertaFast (base sheet application)

Note: Unless noted, prior approval required by CT Tech Services for re-cover.

<sup>1</sup>Special conditions apply. Requires Integrity Maintenance Coverage®, Gold Star contractors only.

## SPEC CONVERSION CHART

### NEW CT SPEC

BUR(G)-C-4-A	BUR(G)-I-4-A	BUR(G)-N-3-A	BUR(G)-N-4-A	BUR(M)-C-4-A	BUR(M)-C-5-A	BUR(M)-I-4-A
--------------	--------------	--------------	--------------	--------------	--------------	--------------

### OLD CT SPEC(S)

<b>G-C-B4</b> <b>G-C-P4</b>	<b>G-C-B4/IC</b> <b>G-C-B4/IN</b> <b>G-C-B4/IS</b> <b>G-C-P4/IC</b> <b>G-C-P4/IN</b> <b>G-C-P4/IS</b>	<b>G-N-B3</b>	<b>G-N-B4</b>	<b>M-C-B4</b> <b>M-C-P4</b>	<b>M-C-B5</b>	<b>M-C-B4/IC</b> <b>M-C-B4/IN</b> <b>M-C-B4/IS</b> <b>M-C-P4/IC</b> <b>M-C-P4/IN</b> <b>M-C-P4/IS</b>
--------------------------------	--	---------------	---------------	--------------------------------	---------------	--

### NEW CT SPEC

BUR(M)-I-5-A	BUR(M)-N-4-A	BUR(M)-N-5-A	BUR(S)-C-4-A	BUR(S)-I-4-A	BUR(S)-N-4-A
--------------	--------------	--------------	--------------	--------------	--------------

### OLD CT SPEC(S)

<b>M-C-B5/IC</b> <b>M-C-B5/IN</b> <b>M-C-B5/IS</b>	<b>M-N-B4</b>	<b>M-N-B5</b>	<b>S-C-B4</b> <b>S-C-P4</b>	<b>S-C-B4/IC</b> <b>S-C-B4/IN</b> <b>S-C-B4/IS</b> <b>S-C-P4/IC</b> <b>S-C-P4/IN</b> <b>S-C-P4/IS</b>	<b>S-N-B4</b>
--	---------------	---------------	--------------------------------	--	---------------

# WARRANTY DURATION MATRIX

Roll goods listed under Base, Interply or Cap columns and separated by a comma are options for system configurations within each respective warranty duration row; these are not intended to be installed together or additively.

## BUR SYSTEMS WITH BASE SHEET ADHERED

Warranty Duration	Warranty Fee (100 Sq Min)	Insulation/Coverboard	Base	Interply	Cap	Applicable Specs	Notes
10 years	\$6.00/Sq	Optional (coverboard required over polyisocyanurate if base is mopped) <sup>1</sup>	Glasbase™ Base Sheet, Flintglas® Ply 4, Flexiglas® Base Sheet, All Weather/Empire® Base	3-Flintglas Ply 4	Flood coat and gravel or approved coating	BUR(G)-I-4-A, BUR(S)-I-4-A, BUR(G)-N-4-A, BUR(S)-N-4-A, BUR(G)-C-4-A, BUR(S)-C-4-A	Approved for re-cover
10 years	\$6.00/Sq	Optional (coverboard required over polyisocyanurate if base is mopped) <sup>2</sup>	Glasbase Base Sheet, Flintglas Ply 4, Flexiglas Base Sheet, All Weather/Empire Base	2-Flintglas Ply 4	Flintglas MS Cap Sheet	BUR(M)-I-4-A, BUR(M)-N-4-A, BUR(M)-C-4-A	Approved for re-cover
15 years	\$10.00/Sq	Optional (coverboard required over polyisocyanurate if base is mopped) <sup>1</sup>	Glasbase Base Sheet, Flintglas Premium Ply 6, Flexiglas Base Sheet, All Weather/Empire Base	3-Flintglas Premium Ply 6	Flood coat and gravel or approved coating	BUR(G)-I-4-A, BUR(S)-I-4-A, BUR(G)-N-4-A, BUR(S)-N-4-A, BUR(G)-C-4-A, BUR(S)-C-4-A	—
15 years	\$10.00/Sq	Optional (coverboard required over polyisocyanurate if base is mopped) <sup>2</sup>	Glasbase Base Sheet, Flintglas Premium Ply 6, Flexiglas Base Sheet, All Weather/Empire Base	2-Flintglas Premium Ply 6	Flintglas MS Cap Sheet	BUR(M)-I-4-A, BUR(M)-N-4-A, BUR(M)-C-4-A	—
15 years	\$10.00/Sq	Optional (coverboard required over polyisocyanurate if base is mopped) <sup>3</sup>	Glasbase Base Sheet, Flintglas Ply 4, Flexiglas Base Sheet, All Weather/Empire Base	3-Flintglas Ply 4	Flintglas MS Cap Sheet	BUR(M)-I-5-A, BUR(M)-N-5-A, BUR(M)-C-5-A	—
20 years	\$15.00/Sq	Optional (coverboard required over polyisocyanurate if base is mopped) <sup>3</sup>	Glasbase Base Sheet, Flintglas Premium Ply 6, Flexiglas Base Sheet, All Weather/Empire Base, Black Diamond® Base Sheet	3-Flintglas Premium Ply 6	Flintglas MS Cap Sheet	BUR(M)-I-5-A, BUR(M)-N-5-A, BUR(M)-C-5-A	—
20 years	\$15.00/Sq	Double layer of insulation; coverboard required if base is mopped	Glasbase Base Sheet, Flintglas Premium Ply 6, Flexiglas Base Sheet, All Weather/Empire Base, Black Diamond® Base Sheet	3-Flintglas Premium Ply 6	Flood coat and gravel or approved coating	BUR(G)-I-4-A, BUR(S)-I-4-A	—
20 years	\$15.00/Sq	Double layer of insulation; coverboard required if base is mopped	Glasbase Base Sheet, Flintglas Premium Ply 6, Flexiglas Base Sheet, All Weather/Empire Base, Black Diamond® Base Sheet	2-Flintglas Premium Ply 6	Flintglas MS Cap Sheet	BUR(M)-I-4-A	—

Note: Unless noted, prior approval required by CT Tech Services for re-cover.

1. If "Optional" Insulation/Coverboard is utilized, refer to "BUR(G or S)-X-4-A"\*

2. If "Optional" Insulation/Coverboard is utilized, refer to "BUR(M)-X-4-A"\*

3. If "Optional" Insulation/Coverboard is utilized, refer to "BUR(M)-X-5-A"\*

\* Please see the Specification Nomenclature chart on the preceding page to determine the X values.

# WARRANTY DURATION MATRIX

Roll goods listed under Base, Interply or Cap columns and separated by a comma are options for system configurations within each respective warranty duration row; these are not intended to be installed together or additively.

## BUR SYSTEMS WITH MECHANICALLY ATTACHED BASE SHEET

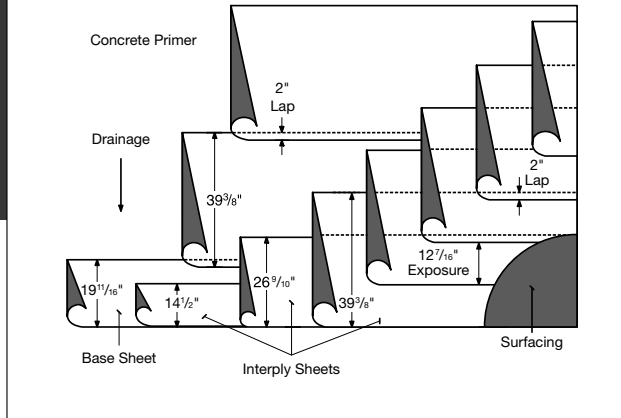
Warranty Duration	Warranty Fee (100 Sq Min)	Insulation/Coverboard	Base	Interply	Cap	Application Specs	Notes
10 years	\$6.00/Sq	Optional <sup>1</sup>	Glasbase™ Base Sheet	3-Flintglas® Ply 4	Flood coat and gravel or approved coating	BUR(G)-N-4-A, BUR(G)-IN-4-A, BUR(S)-N-4-A, BUR(S)-IN-4-A	Approved for re-cover
10 years	\$6.00/Sq	Optional <sup>2</sup>	Glasbase Base Sheet	2-Flintglas Ply 4	Flintglas MS Cap Sheet	BUR(M)-N-4-A, BUR(M)-IN-4-A	Approved for re-cover
15 years	\$10.00/Sq	Optional <sup>1</sup>	Glasbase Base Sheet	3-Flintglas Premium Ply 6	Flood coat and gravel or approved coating	BUR(G)-N-4-A, BUR(G)-IN-4-A, BUR(S)-N-4-A, BUR(S)-IN-4-A	—
15 years	\$10.00/Sq	Optional <sup>2</sup>	Glasbase Base Sheet	2-Flintglas Premium Ply 6	Flintglas MS Cap Sheet	BUR(M)-N-4-A, BUR(M)-IN-4-A	—
15 years	\$10.00/Sq	Optional <sup>3</sup>	Glasbase Base Sheet	3-Flintglas Ply 4	Flintglas MS Cap Sheet	BUR(M)-N-5-A, BUR(M)-IN-5-A	—
20 years	\$15.00/Sq	Optional <sup>3</sup>	Glasbase Base Sheet	3-Flintglas Premium Ply 6	Flintglas MS Cap Sheet	BUR(M)-N-5-A, BUR(M)-IN-5-A	—
20 years	\$15.00/Sq	Double layer of insulation	Glasbase Base Sheet	3-Flintglas Premium Ply 6	Flood coat and gravel or approved coating	BUR(G)-IN-4-A, BUR(S)-IN-4-A	—
20 years	\$15.00/Sq	Double layer of insulation	Glasbase Base Sheet	2-Flintglas Premium Ply 6	Flintglas MS Cap Sheet	BUR(M)-IN-4-A	—

Note: Unless noted, prior approval required by CT Tech Services for re-cover.

1. If "Optional" Insulation/Coverboard is utilized, refer to "BUR(G or S)-X-4-A"
2. If "Optional" Insulation/Coverboard is utilized, refer to "BUR(M)-X-4-A"
3. If "Optional" Insulation/Coverboard is utilized, refer to "BUR(M)-X-5-A"

\* Please see the Specification Nomenclature chart on the preceding page to determine the X values.

# BUR(G)-C-4-A



**Self-adhered SBS base sheet or hot asphalt mopped BUR or SBS modified base sheet, three hot asphalt applied BUR interply sheets and a final surfacing**

## SUBSTRATE:

- Non-nailable; concrete (Sec. 3.6)

## MAXIMUM SLOPE:

Up to 3" : 12" (Sec. 15.3)

## ROOF ASSEMBLY:

Approved base sheet set in hot asphalt (Sec. 7.0) or self-adhered (Sec. 10.2).

Approved interply sheets set in hot asphalt (Sec. 7.0).

## FINAL SURFACING:

Asphalt flood coat and gravel (Sec. 14.3).

## SUMMARY OF MATERIALS:

- FlintPrime® asphalt primer
- Base sheet (1 ply)
- Interply sheets (3 plies)
- Flood coat and gravel
- ASTM D 312 asphalt (four moppings)  
(Three moppings if base sheet is self-adhered)

## APPROVED BASE SHEETS:

(one of the following)

- All Weather/Empire® Base Sheet
- Black Diamond® Base Sheet (self-adhered)
- Flexiglas® Base Sheet
- Flintlastic Base 20
- Flintglas® Ply 4\*
- Flintglas Premium Ply 6\*
- Flintlastic Poly SMS

WARRANTY DURATIONS FOR THIS SPECIFICATION VARY BASED ON ROLL MATERIAL SELECTION; SEE WARRANTY MATRIX.

Applicable local building code may require more stringent installation requirements such as, but not limited to, increased fastener or adhesive densities to meet required wind uplift pressures. Consult local building code and uplift requirements prior to any application of CertainTeed roofing materials. CertainTeed is not responsible for failure to install roofing products per applicable local building codes.

- Flintlastic Ultra Glass SA (self-adhered)
- Flintlastic Ultra Poly SMS
- Glasbase™ Base Sheet
- Yosemite® Venting Base Sheet

## APPROVED INTERPLY SHEETS (3 PLIES):

(three of the following)

- Flintglas Ply 4\*
- Flintglas Premium Ply 6\*

## SURFACING (REQUIRED):

- Asphalt flood coat – 60 lbs/sq
- Gravel surfacing – 400 lbs/sq

## FLASHING ASSEMBLY:

- **Standard.** Over a base sheet or bonded to a primed substrate. One ply Flintlastic® modified cap sheet, per CT detail.
- **Premium.** Over a base sheet or bonded to a primed substrate. One smooth and one granulated modified membrane flashing, per CT detail.
- **Premium Alternate.** Over a base sheet or bonded to a primed substrate. One smooth modified membrane and CT SmartFlash®, per CT detail.

**Asphalt:** Type III or Type IV (Sec. 7.0).

**Cants:** In angles of roof deck and vertical surfaces, the roofing contractor shall furnish and install an approved cant strip with a minimum 3" face.

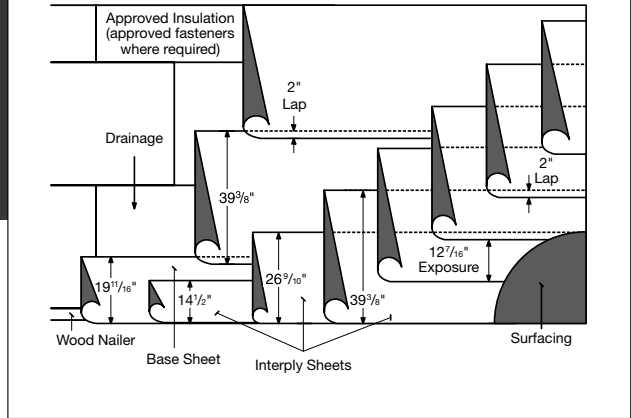
\* For systems substituting ply sheet for the base ply, install all ply sheets in a shingled pattern. Exposure and starter dimensions should be adjusted accordingly to obtain required coverage and headlap, per NRCA recommendations.

Consult CertainTeed General Recommendations for noted section references.

**CertainTeed**  
SAINT-GOBAIN  
Commercial Roofing

# BUR(G)-I-4-A

## Insulated substrates: self-adhered SBS base sheet or hot asphalt mopped BUR or SBS modified base sheet, three hot asphalt applied BUR interply sheets and a final surfacing



### SUBSTRATE:

- Steel and nailable (mechanically-attached, Sec. 15.4)
- Non-nailable; Concrete (Sec. 3.6)
- Re-cover (Sec. 5.0)

### MAXIMUM SLOPE:

Up to 3" : 12" (Sec. 15.3)

### ROOF ASSEMBLY:

One or more layers of approved insulation and/or coverboard:

- Base layer mechanically attached and additional layers mechanically attached or adhered in hot asphalt or approved adhesive.
- Base layer and additional layers adhered in hot asphalt or approved adhesive.
- Vapor retarder/anchor sheets (Sec. 4.7).

Approved base sheet set in hot asphalt (Sec. 7.0) or self-adhered (Sec. 10.2).

Approved interply sheets set in hot asphalt (Sec. 7.0).

### FINAL SURFACING:

Asphalt flood coat and gravel (Sec. 14.3).

### SUMMARY OF MATERIALS:

- One or more layers of insulation and/ or coverboard
- Base sheet (1 ply)
- Interply sheets (3 plies)
- Flood coat and gravel
- ASTM D 312 asphalt (four moppings) (Three moppings if base sheet is self-adhered)

### APPROVED BASE SHEETS:

(one of the following)

- All Weather/Empire® Base Sheet
- Black Diamond® Base Sheet (self-adhered)\*\*
- Flexiglas® Base Sheet
- Flintlastic Base 20
- Flintglas® Ply 4\*
- Flintglas Premium Ply 6\*
- Flintlastic Poly SMS
- Flintlastic Ultra Glass SA (self-adhered)\*\*
- Flintlastic Ultra Poly SMS
- Glasbase™ Base Sheet
- Yosemite® Venting Base Sheet

### APPROVED INTERPLY SHEETS (3 PLIES):

(three of the following)

- Flintglas Ply 4
- Flintglas Premium Ply 6

### SURFACING (REQUIRED):

- Asphalt flood coat – 60 lbs/sq
- Gravel surfacing – 400 lbs/sq

### FLASHING ASSEMBLY:

- **Standard.** Over a base sheet or bonded to a primed substrate. One ply Flintlastic® modified cap sheet, per CT detail.
- **Premium.** Over a base sheet or bonded to a primed substrate. One smooth and one granulated modified membrane flashing, per CT detail.

- **Premium Alternate.** Over a base sheet or bonded to a primed substrate. One smooth modified membrane and CT SmartFlash®, per CT detail.

**Asphalt:** Type III or Type IV (Sec. 7.0).

**Cants:** In angles of roof deck and vertical surfaces, the roofing contractor shall furnish and install an approved cant strip with a minimum 3" face.

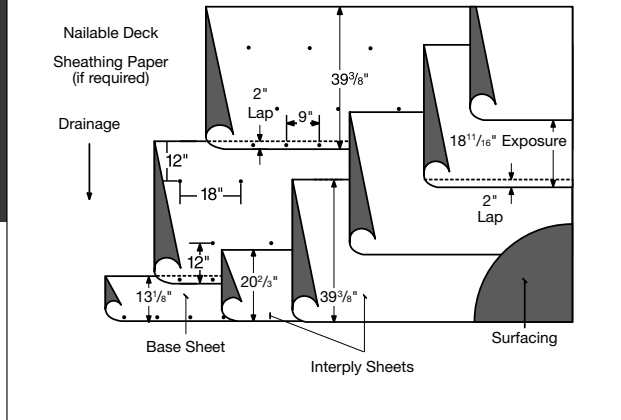
*\*For systems substituting ply sheet for the base ply, install all ply sheets in a shingled pattern. Exposure and starter dimensions should be adjusted accordingly to obtain required coverage and headlap, per NRCA recommendations.*

*\*\*Coverboard not required*

WARRANTY DURATIONS FOR THIS SPECIFICATION VARY BASED ON ROLL MATERIAL SELECTION; SEE WARRANTY MATRIX.

Applicable local building code may require more stringent installation requirements such as, but not limited to, increased fastener or adhesive densities to meet required wind uplift pressures. Consult local building code and uplift requirements prior to any application of CertainTeed roofing materials. CertainTeed is not responsible for failure to install roofing products per applicable local building codes.

# BUR(G)-N-3-A



**BUR or SBS base sheet mechanically attached through substrate, two adhered BUR interply sheets and final surfacing**

## SUBSTRATE:

- Nailable (mechanically attached, Sec. 3.0)
- Re-cover (Sec. 5.0)

## MAXIMUM SLOPE:

Up to 3" : 12" (Sec. 15.3)

## ROOF ASSEMBLY:

Approved base sheet, mechanically attached to approved substrate (Sec. 15.0).

Approved interply sheets set in hot asphalt (Sec. 7.0).

## FINAL SURFACING:

Asphalt flood coat and gravel (Sec. 14.3).

## SUMMARY OF MATERIALS:

- Base sheet (1 ply)
- Interply sheets (2 plies)
- Flood coat and gravel
- ASTM D 312 asphalt (two moppings)

## APPROVED BASE SHEETS:

(one of the following)

- All Weather/Empire® Base Sheet
- Flexiglas® Base Sheet
- Flintlastic Base 20
- Flintlastic Poly SMS
- Flintlastic Ultra Poly SMS
- Glasbase™ Base Sheet
- Yosemite® Venting Base Sheet

## APPROVED INTERPLY SHEETS

### (2 PLIES):

(two of the following)

- Flintglas® Ply 4
- Flintglas Premium Ply 6

## SURFACING (REQUIRED):

- Asphalt flood coat – 60 lbs/sq
- Gravel surfacing – 400 lbs/sq

## FLASHING ASSEMBLY:

- **Standard.** Over a base sheet or bonded to a primed substrate. One ply Flintlastic® modified cap sheet, per CT detail.
- **Premium.** Over a base sheet or bonded to a primed substrate. One smooth and one granulated modified membrane flashing, per CT detail.
- **Premium Alternate.** Over a base sheet or bonded to a primed substrate. One smooth modified membrane and CT SmartFlash®, per CT detail.

**Asphalt:** Type III or Type IV (Sec. 7.0).

**Cants:** In angles of roof deck and vertical surfaces, the roofing contractor shall furnish and install an approved cant strip with a minimum 3" face.

WARRANTY DURATIONS FOR THIS SPECIFICATION VARY BASED ON ROLL MATERIAL SELECTION; SEE WARRANTY MATRIX.

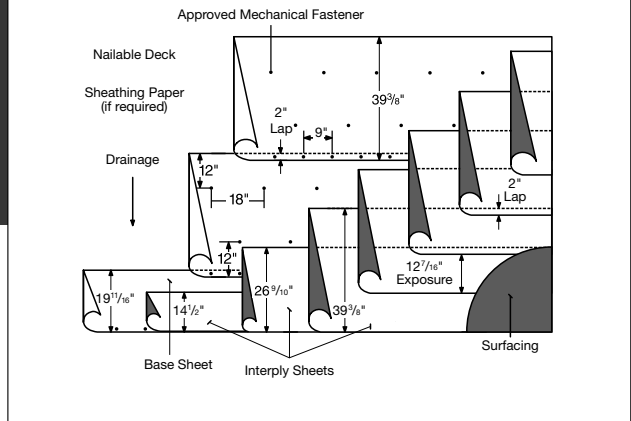
Applicable local building code may require more stringent installation requirements such as, but not limited to, increased fastener or adhesive densities to meet required wind uplift pressures. Consult local building code and uplift requirements prior to any application of CertainTeed roofing materials. CertainTeed is not responsible for failure to install roofing products per applicable local building codes.

Consult CertainTeed General Recommendations for noted section references.

**CertainTeed**  
SAINT-GOBAIN  
Commercial Roofing

# BUR(G)-N-4-A

## BUR or SBS base sheet mechanically attached through substrate, three adhered BUR interply sheets and final surfacing



### SUBSTRATE:

- Nailable (mechanically attached, Sec. 3.0)
- Re-cover (Sec. 5.0)

### MAXIMUM SLOPE:

Up to 3" : 12" (Sec. 15.3)

### ROOF ASSEMBLY:

Approved base sheet, mechanically attached to approved substrate (Sec. 15.0).

Approved interply sheets set in hot asphalt (Sec. 7.0).

Approved final surfacing (Sec. 14.3)

### SUMMARY OF MATERIALS:

- Base sheet (1 ply)
- Interply sheets (3 plies)
- Flood coat and gravel
- ASTM D 312 asphalt (three moppings)

### APPROVED BASE SHEETS:

(one of the following)

- All Weather/Empire® Base Sheet
- Flexiglas® Base Sheet
- Flintlastic Base 20
- Flintlastic Poly SMS
- Flintlastic Ultra Poly SMS
- Glasbase™ Base Sheet
- Yosemite® Venting Base Sheet

### APPROVED INTERPLY SHEETS

#### (3 PLIES):

(three of the following)

- Flintglas® Ply 4
- Flintglas Premium Ply 6

### FINAL SURFACING (REQUIRED):

- Asphalt flood coat – 60 lbs/sq
- Gravel surfacing – 400 lbs/sq

### FLASHING ASSEMBLY:

- **Standard.** Over a base sheet or bonded to a primed substrate. One ply Flintlastic® modified cap sheet, per CT detail.
- **Premium.** Over a base sheet or bonded to a primed substrate. One smooth and one granulated modified membrane flashing, per CT detail.
- **Premium Alternate.** Over a base sheet or bonded to a primed substrate. One smooth modified membrane and CT SmartFlash®, per CT detail.

**Asphalt:** Type III or Type IV (Sec. 7.0).

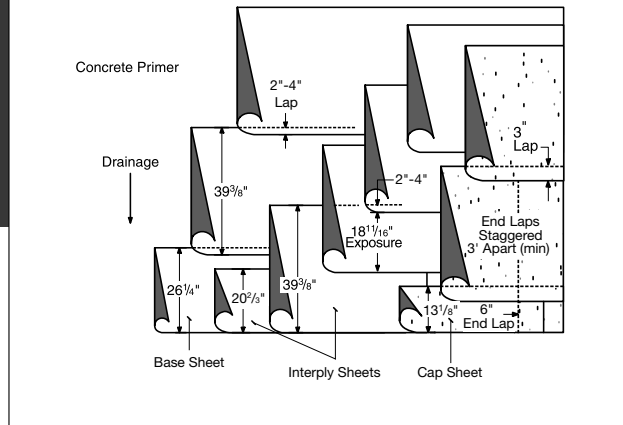
**Cants:** In angles of roof deck and vertical surfaces, the roofing contractor shall furnish and install an approved cant strip with a minimum 3" face.

WARRANTY DURATIONS FOR THIS SPECIFICATION VARY BASED ON ROLL MATERIAL SELECTION; SEE WARRANTY MATRIX.

Applicable local building code may require more stringent installation requirements such as, but not limited to, increased fastener or adhesive densities to meet required wind uplift pressures. Consult local building code and uplift requirements prior to any application of CertainTeed roofing materials. CertainTeed is not responsible for failure to install roofing products per applicable local building codes.



# BUR(M)-C-4-A



**Self-adhered SBS modified base sheet or hot asphalt mopped BUR or SBS modified base sheet, two hot asphalt applied BUR interply sheets and BUR cap sheet**

## SUBSTRATE:

- Non-nailable; concrete (Sec. 3.6)

## MAXIMUM SLOPE:

Up to 6" : 12" (Sec. 15.3)

## ROOF ASSEMBLY:

Approved base sheet set in hot asphalt (Sec. 7.0) or self-adhered (Sec. 10.2).

Approved interply sheets set in hot asphalt (Sec. 7.0).

Approved mineral-surfaced cap sheet set in hot asphalt (Sec. 7.0).

## SUMMARY OF MATERIALS:

- FlintPrime® asphalt primer
- Base sheet (1 ply)
- Interply sheets (2 ply)
- Cap sheet (1 ply)
- ASTM D 312 asphalt (four moppings)  
(Three moppings if base sheet is self-adhered)

## APPROVED BASE SHEETS:

(one of the following)

- All Weather/Empire® Base Sheet
- Black Diamond® Base Sheet (self-adhered)
- Flexiglas® Base Sheet
- Flintlastic Base 20
- Flintglas® Ply 4\*
- Flintglas Premium Ply 6\*
- Flintlastic Poly SMS

WARRANTY DURATIONS FOR THIS SPECIFICATION VARY BASED ON ROLL MATERIAL SELECTION; SEE WARRANTY MATRIX.

Applicable local building code may require more stringent installation requirements such as, but not limited to, increased fastener or adhesive densities to meet required wind uplift pressures. Consult local building code and uplift requirements prior to any application of CertainTeed roofing materials. CertainTeed is not responsible for failure to install roofing products per applicable local building codes.

- Flintlastic Ultra Glass SA (self-adhered)
- Flintlastic Ultra Poly SMS
- Glasbase™ Base Sheet
- Yosemite® Venting Base Sheet

## APPROVED INTERPLY SHEETS (2 PLIES):

(two of the following)

- Flintglas Ply 4
- Flintglas Premium Ply 6

## APPROVED CAP SHEETS:

- Flintglas MS Cap\*\*

## FLASHING ASSEMBLY:

- **Standard.** Over a base sheet or bonded to a primed substrate. One ply Flintlastic® modified cap sheet, per CT detail.
- **Premium.** Over a base sheet or bonded to a primed substrate. One smooth and one granulated modified membrane flashing, per CT detail.
- **Premium Alternate.** Over a base sheet or bonded to a primed substrate. One smooth modified membrane and CT SmartFlash®, per CT detail.

**Asphalt:** Type III or Type IV (Sec. 7.0).

**Cants:** In angles of roof deck and vertical surfaces, the roofing contractor shall furnish and install an approved cant strip with a minimum 3" face.

\* For systems substituting ply sheet for the base ply, install all ply sheets in a shingled pattern. Exposure and starter dimensions should be adjusted accordingly to obtain required coverage and headlap, per NRCA recommendations.

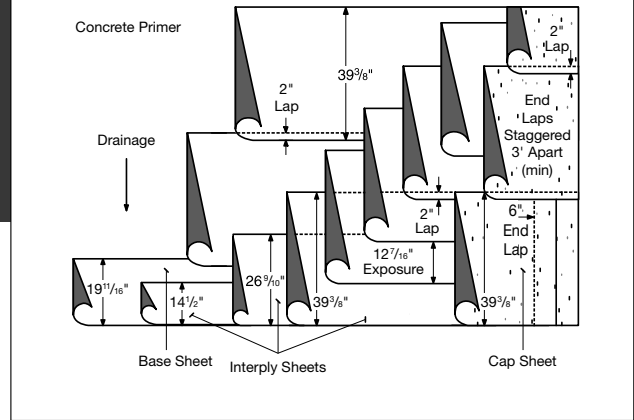
\*\*Available with CoolStar® reflective granules

Consult CertainTeed General Recommendations for noted section references.

**CertainTeed**  
SAINT-GOBAIN  
Commercial Roofing

# BUR(M)-C-5-A

## Self-adhered SBS modified base sheet or hot asphalt mopped BUR or SBS modified base sheet, three hot asphalt applied BUR interply sheets and BUR cap sheet



### SUBSTRATE:

- Non-nailable; concrete (Sec. 3.6)

### MAXIMUM SLOPE:

Up to 6" : 12" (Sec. 15.3)

### ROOF ASSEMBLY:

Approved base sheet set in hot asphalt (Sec. 7.0) or self-adhered (Sec. 10.2).

Approved interply sheets set in hot asphalt (Sec. 7.0).

Approved mineral-surfaced cap sheet set in hot asphalt (Sec. 7.0).

### SUMMARY OF MATERIALS:

- FlintPrime® asphalt primer
- Base sheet (1 ply)
- Interply sheets (3 plies)
- Cap sheet (1 ply)
- ASTM D 312 asphalt (five moppings)  
(Four moppings if base sheet is self-adhered)

### APPROVED BASE SHEETS:

(one of the following)

- All Weather/Empire® Base Sheet
- Black Diamond® Base Sheet (self-adhered)
- Flexiglas® Base Sheet
- Flintlastic Base 20
- Flintglas® Ply 4\*
- Flintglas Premium Ply 6\*
- Flintlastic Poly SMS
- Flintlastic Ultra Glass SA (self-adhered)

- Flintlastic Ultra Poly SMS
- Glasbase™ Base Sheet
- Yosemite® Venting Base Sheet

### APPROVED INTERPLY SHEETS (3 PLIES):

(three of the following)

- Flintglas Ply 4
- Flintglas Premium Ply 6

### APPROVED CAP SHEETS:

- Flintglas MS Cap\*\*

### FLASHING ASSEMBLY:

- **Standard.** Over a base sheet or bonded to a primed substrate. One ply Flintlastic® modified cap sheet, per CT detail.
- **Premium.** Over a base sheet or bonded to a primed substrate. One smooth and one granulated modified membrane flashing, per CT detail.
- **Premium Alternate.** Over a base sheet or bonded to a primed substrate. One smooth modified membrane and CT SmartFlash®, per CT detail.

**Asphalt:** Type III or Type IV (Sec. 7.0).

**Cants:** In angles of roof deck and vertical surfaces, the roofing contractor shall furnish and install an approved cant strip with a minimum 3" face.

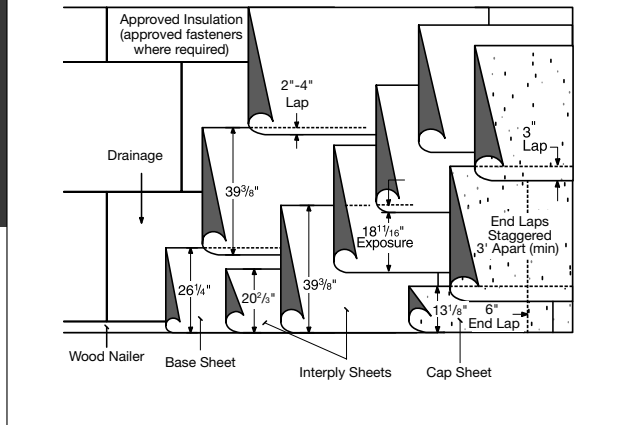
\* For systems substituting ply sheet for the base ply, install all ply sheets in a shingled pattern. Exposure and starter dimensions should be adjusted accordingly to obtain required coverage and headlap, per NRCA recommendations.

\*\*Available with CoolStar® reflective granules

WARRANTY DURATIONS FOR THIS SPECIFICATION VARY BASED ON ROLL MATERIAL SELECTION; SEE WARRANTY MATRIX.

Applicable local building code may require more stringent installation requirements such as, but not limited to, increased fastener or adhesive densities to meet required wind uplift pressures. Consult local building code and uplift requirements prior to any application of CertainTeed roofing materials. CertainTeed is not responsible for failure to install roofing products per applicable local building codes.

# BUR(M)-I-4-A



**Insulated substrates: self-adhered SBS modified base sheet or hot asphalt mopped BUR or SBS modified base sheet, two hot asphalt applied BUR interply sheets and BUR cap sheet**

## SUBSTRATE:

- Steel and nailable (mechanically attached, Sec. 15.4)
- Non-nailable; concrete (Sec. 3.6)
- Re-cover (Sec. 5.0)

## MAXIMUM SLOPE:

Up to 6" : 12" (Sec. 15.3)

## ROOF ASSEMBLY:

One or more layers of approved insulation and/or coverboard:

- Base layer mechanically attached and additional layers mechanically attached or adhered in hot asphalt or approved adhesive.
- Base layer and additional layers adhered in hot asphalt or approved adhesive.
- Vapor retarder / anchor sheets (Sec. 4.7)

Approved base sheet set in hot asphalt (Sec. 7.0) or self-adhered (Sec. 10.2).

Approved interply sheets set in hot asphalt (Sec. 7.0).

Approved mineral-surfaced cap sheet set in hot asphalt (Sec. 7.0).

## SUMMARY OF MATERIALS:

- One or more layers of insulation and/ or coverboard
- Base sheet (1 ply)
- Interply sheets (2 ply)
- Cap sheet (1 ply)

- ASTM D 312 asphalt (four moppings) (Three moppings if base sheet is self-adhered)

## APPROVED BASE SHEETS:

(one of the following)

- All Weather/Empire® Base Sheet
- Black Diamond® Base Sheet (self-adhered)\*\*
- Flexiglas® Base Sheet
- Flintlastic Base 20
- Flintglas® Ply 4\*
- Flintglas Premium Ply 6\*
- Flintlastic Poly SMS
- Flintlastic Ultra Glass SA (self-adhered)\*\*
- Flintlastic Ultra Poly SMS
- Glasbase™ Base Sheet
- Yosemite® Venting Base Sheet

## APPROVED INTERPLY SHEETS (2 PLIES):

(two of the following)

- Flintglas Ply 4
- Flintglas Premium Ply 6

## APPROVED CAP SHEETS:

- Flintglas MS Cap\*\*\*

## FLASHING ASSEMBLY:

- **Standard.** Over a base sheet or bonded to a primed substrate. One ply Flintlastic® modified cap sheet, per CT detail.

- **Premium.** Over a base sheet or bonded to a primed substrate. One smooth and one granulated modified membrane flashing, per CT detail.

- **Premium Alternate.** Over a base sheet or bonded to a primed substrate. One smooth modified membrane and CT SmartFlash®, per CT detail.

**Asphalt:** Type III or Type IV (Sec. 7.0).

**Cants:** In angles of roof deck and vertical surfaces, the roofing contractor shall furnish and install an approved cant strip with a minimum 3" face.

\* For systems substituting ply sheet for the base ply, install all ply sheets in a shingled pattern. Exposure and starter dimensions should be adjusted accordingly to obtain required coverage and headlap, per NRCA recommendations.

\*\*Coverboard not required

\*\*\*Available with CoolStar® reflective granules

WARRANTY DURATIONS FOR THIS SPECIFICATION VARY BASED ON ROLL MATERIAL SELECTION; SEE WARRANTY MATRIX.

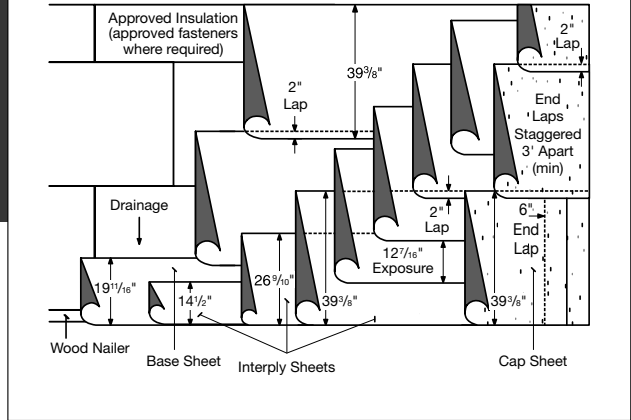
Applicable local building code may require more stringent installation requirements such as, but not limited to, increased fastener or adhesive densities to meet required wind uplift pressures. Consult local building code and uplift requirements prior to any application of CertainTeed roofing materials. CertainTeed is not responsible for failure to install roofing products per applicable local building codes.

Consult CertainTeed General Recommendations for noted section references.

**CertainTeed**  
SAINT-GOBAIN  
Commercial Roofing

# BUR(M)-I-5-A

## Insulated substrates: self-adhered SBS modified base sheet or hot asphalt mopped BUR or SBS modified base sheet, three hot asphalt applied BUR interply sheets and BUR cap sheet



### SUBSTRATE:

- Steel and nailable (mechanically attached, Sec. 15.4)
- Non-nailable; concrete (Sec. 3.6)
- Re-cover (Sec. 5.0)

### MAXIMUM SLOPE:

Up to 6" : 12" (Sec. 15.3)

### ROOF ASSEMBLY:

One or more layers of approved insulation and/or coverboard:

- Base layer mechanically attached and additional layers mechanically attached or adhered in hot asphalt or approved adhesive.
- Base layer and additional layers adhered in hot asphalt or approved adhesive.
- Vapor retarder/anchor sheets (Sec. 4.7).

Approved base sheet set in hot asphalt (Sec. 7.0) or self-adhered (Sec. 10.2).

Approved interply sheets set in hot asphalt (Sec. 7.0).

Approved mineral-surfaced cap sheet set in hot asphalt (Sec. 7.0).

### SUMMARY OF MATERIALS:

- One or more layers of insulation and/or coverboard
- Base sheet (1 ply)
- Interply sheets (3 ply)
- Cap sheet (1 ply)
- ASTM D 312 asphalt (five moppings) (Four moppings if base sheet is

self-adhered)

### APPROVED BASE SHEETS:

(one of the following)

- All Weather/Empire® Base Sheet
- Black Diamond® Base Sheet (self-adhered)\*\*
- Flexiglas® Base Sheet
- Flintlastic Base 20
- Flintglas® Ply 4\*
- Flintglas Premium Ply 6\*
- Flintlastic Poly SMS
- Flintlastic Ultra Glass SA (self-adhered)
- Flintlastic Ultra Poly SMS
- Glasbase™ Base Sheet
- Yosemite® Venting Base Sheet

### APPROVED INTERPLY SHEETS (3 PLIES):

(three of the following)

- Flintglas Ply 4
- Flintglas Premium Ply 6

### APPROVED CAP SHEETS:

- Flintglas MS Cap\*\*\*

### FLASHING ASSEMBLY:

- **Standard.** Over a base sheet or bonded to a primed substrate. One ply Flintlastic® modified cap sheet, per CT detail.
- **Premium.** Over a base sheet or bonded to a primed substrate. One smooth and one granulated modified membrane flashing, per CT detail.

- **Premium Alternate.** Over a base sheet or bonded to a primed substrate. One smooth modified membrane and CT SmartFlash®, per CT detail.

**Asphalt:** Type III or Type IV (Sec. 7.0).

**Cants:** In angles of roof deck and vertical surfaces, the roofing contractor shall furnish and install an approved cant strip with a minimum 3" face.

\* For systems substituting ply sheet for the base ply, install all ply sheets in a shingled pattern. Exposure and starter dimensions should be adjusted accordingly to obtain required coverage and headlap, per NRCA recommendations.

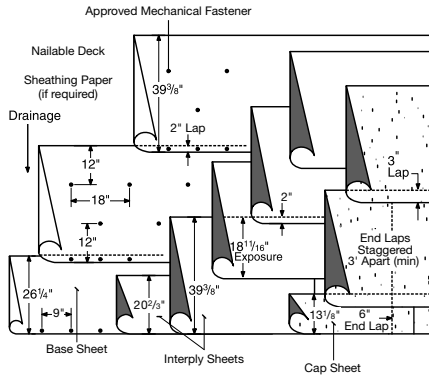
\*\*Coverboard not required

\*\*\*Available with CoolStar® reflective granules

WARRANTY DURATIONS FOR THIS SPECIFICATION VARY BASED ON ROLL MATERIAL SELECTION; SEE WARRANTY MATRIX.

Applicable local building code may require more stringent installation requirements such as, but not limited to, increased fastener or adhesive densities to meet required wind uplift pressures. Consult local building code and uplift requirements prior to any application of CertainTeed roofing materials. CertainTeed is not responsible for failure to install roofing products per applicable local building codes.

# BUR(M)-N-4-A



**BUR or SBS base sheet mechanically attached through substrate, two adhered BUR interply sheets and BUR cap sheet**

## SUBSTRATE:

- Nailable (mechanically attached, Sec. 3.0)
- Re-cover (Sec. 5.0)

## MAXIMUM SLOPE:

Up to 6" : 12" (Sec. 15.3)

## ROOF ASSEMBLY:

Approved base sheet, mechanically attached to approved substrate (Sec. 15.0).

Approved interply sheets set in hot asphalt (Sec. 7.0).

Approved mineral-surfaced cap sheet set in hot asphalt (Sec. 7.0).

## SUMMARY OF MATERIALS:

- Base sheet (1 ply)
- Interply sheets (2 ply)
- Cap sheet (1 ply)
- ASTM D 312 asphalt (three moppings)

## APPROVED BASE SHEETS:

(one of the following)

- All Weather/Empire® Base Sheet
- Flexiglas® Base Sheet
- Flintlastic Base 20
- Flintlastic Poly SMS
- Flintlastic Ultra Poly SMS
- Glasbase™ Base Sheet
- Yosemite® Venting Base Sheet

## APPROVED INTERPLY SHEETS

### (2 PLIES):

(two of the following)

- Flintglas® Ply 4
- Flintglas Premium Ply 6

## APPROVED CAP SHEETS:

- Flintglas MS Cap\*

## FLASHING ASSEMBLY:

- **Standard.** Over a base sheet or bonded to a primed substrate. One ply Flintlastic® modified cap sheet, per CT detail.
- **Premium.** Over a base sheet or bonded to a primed substrate. One smooth and one granulated modified membrane flashing, per CT detail.
- **Premium Alternate.** Over a base sheet or bonded to a primed substrate. One smooth modified membrane and CT SmartFlash®, per CT detail.

**Asphalt:** Type III or Type IV (Sec. 7.0).

**Cants:** In angles of roof deck and vertical surfaces, the roofing contractor shall furnish and install an approved cant strip with a minimum 3" face.

\* Available with CoolStar® reflective granules

WARRANTY DURATIONS FOR THIS SPECIFICATION VARY BASED ON ROLL MATERIAL SELECTION; SEE WARRANTY MATRIX.

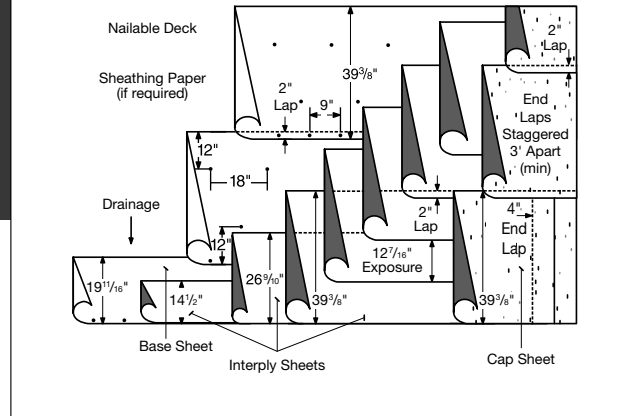
Applicable local building code may require more stringent installation requirements such as, but not limited to, increased fastener or adhesive densities to meet required wind uplift pressures. Consult local building code and uplift requirements prior to any application of CertainTeed roofing materials. CertainTeed is not responsible for failure to install roofing products per applicable local building codes.

Consult CertainTeed General Recommendations for noted section references.

**CertainTeed**  
SAINT-GOBAIN  
Commercial Roofing

# BUR(M)-N-5-A

## BUR or SBS base sheet mechanically attached through substrate, three adhered BUR interply sheets and BUR cap sheet



### SUBSTRATE:

- Nailable (mechanically attached, Sec. 3.0)
- Re-cover (Sec. 5.0)

### MAXIMUM SLOPE:

Up to 6" : 12" (Sec. 15.3)

### ROOF ASSEMBLY:

Approved base sheet, mechanically attached to approved substrate (Sec. 15.0).

Approved interply sheets set in hot asphalt (Sec. 7.0).

Approved mineral-surfaced cap sheet set in hot asphalt (Sec. 7.0).

### SUMMARY OF MATERIALS:

- Base sheet (1 ply)
- Interply sheets (3 plies)
- Cap sheet (1 ply)
- ASTM D 312 asphalt (four moppings)

### APPROVED BASE SHEETS:

(one of the following)

- All Weather/Empire® Base Sheet
- Flexiglas® Base Sheet
- Flintlastic Base 20
- Flintlastic Poly SMS
- Flintlastic Ultra Poly SMS
- Glasbase™ Base Sheet
- Yosemite® Venting Base Sheet

### APPROVED INTERPLY SHEETS

(3 PLIES):

(three of the following)

- Flintglas® Ply 4

- Flintglas Premium Ply 6

### APPROVED CAP SHEETS:

- Flintglas MS Cap\*

### FLASHING ASSEMBLY:

- **Standard.** Over a base sheet or bonded to a primed substrate. One ply Flintlastic® modified cap sheet, per CT detail.
- **Premium.** Over a base sheet or bonded to a primed substrate. One smooth and one granulated modified membrane flashing, per CT detail.
- **Premium Alternate.** Over a base sheet or bonded to a primed substrate. One smooth modified membrane and CT SmartFlash®, per CT detail.

**Asphalt:** Type III or Type IV (Sec. 7.0).

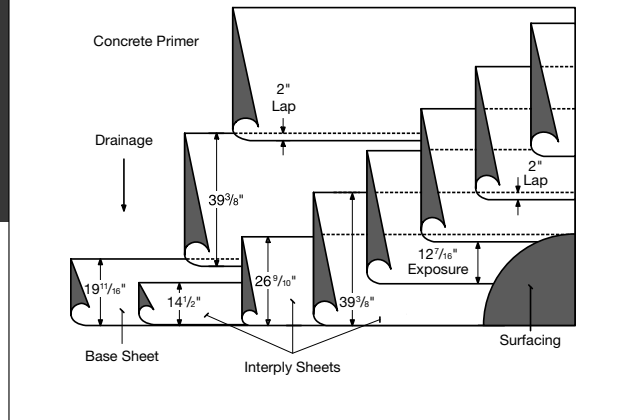
**Cants:** In angles of roof deck and vertical surfaces, the roofing contractor shall furnish and install an approved cant strip with a minimum 3" face.

\* Available with CoolStar® reflective granules

WARRANTY DURATIONS FOR THIS SPECIFICATION VARY BASED ON ROLL MATERIAL SELECTION; SEE WARRANTY MATRIX.

Applicable local building code may require more stringent installation requirements such as, but not limited to, increased fastener or adhesive densities to meet required wind uplift pressures. Consult local building code and uplift requirements prior to any application of CertainTeed roofing materials. CertainTeed is not responsible for failure to install roofing products per applicable local building codes.

# BUR(S)-C-4-A



**Self-adhered SBS modified base sheet or hot asphalt mopped BUR or SBS modified base sheet, three hot asphalt applied BUR interply sheets and a coating**

## SUBSTRATE:

- Non-nailable; concrete (Sec. 3.6)

## MAXIMUM SLOPE:

Up to 6" : 12" (Sec. 15.3)

## ROOF ASSEMBLY:

Approved base sheet set in hot asphalt (Sec. 7.0)

or self-adhered (Sec. 10.2).

Approved interply sheets set in hot asphalt (Sec. 7.0).

## FINAL SURFACING:

Approved final surfacing (Sec. 14.3).

## SUMMARY OF MATERIALS:

- FlintPrime® asphalt primer
- Base sheet (1 ply)
- Interply sheets (3 ply)
- Final surfacing
- ASTM D 312 asphalt (four moppings)  
(Three moppings if base sheet is self-adhered)

## APPROVED BASE SHEETS:

(one of the following)

- All Weather/Empire® Base Sheet
- Black Diamond® Base Sheet (self-adhered)
- Flexiglas® Base Sheet
- Flintlastic Base 20
- Flintglas® Ply 4\*
- Flintglas Premium Ply 6\*
- Flintlastic Poly SMS

WARRANTY DURATIONS FOR THIS SPECIFICATION VARY BASED ON ROLL MATERIAL SELECTION; SEE WARRANTY MATRIX.

Applicable local building code may require more stringent installation requirements such as, but not limited to, increased fastener or adhesive densities to meet required wind uplift pressures. Consult local building code and uplift requirements prior to any application of CertainTeed roofing materials. CertainTeed is not responsible for failure to install roofing products per applicable local building codes.

- Flintlastic Ultra Glass SA (self-adhered)
- Flintlastic Ultra Poly SMS
- Glasbase™ Base Sheet
- Yosemite® Venting Base Sheet

## APPROVED INTERPLY SHEETS (3 PLIES):

(three of the following)

- Flintglas Ply 4
- Flintglas Premium Ply 6

## SURFACING (REQUIRED):

- 1 Asphalt glaze coat – 15 lbs/sq

followed by:

- 2 FlintCoat®-E

followed by either:

- 3 FlintCoat-A 300 or  
FlintCoat-W

## FLASHING ASSEMBLY:

- **Standard.** Over a base sheet or bonded to a primed substrate. One ply Flintlastic® modified cap sheet, per CT detail.
- **Premium.** Over a base sheet or bonded to a primed substrate. One smooth and one granulated modified membrane flashing, per CT detail.
- **Premium Alternate.** Over a base sheet or bonded to a primed substrate. One smooth modified membrane and CT SmartFlash®, per CT detail.

**Asphalt:** Type III or Type IV (Sec. 7.0).

**Cants:** In angles of roof deck and vertical surfaces, the roofing contractor shall furnish and install an approved cant strip with a minimum 3" face.

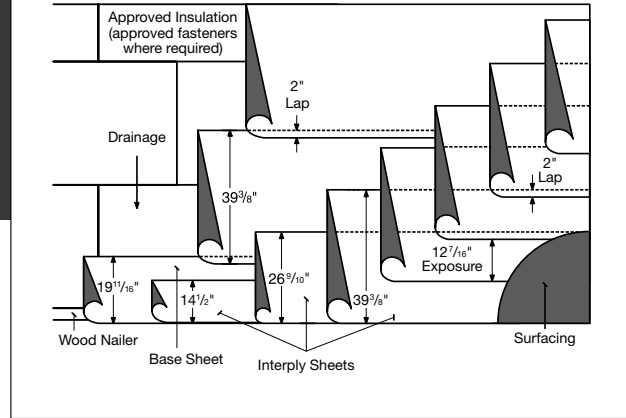
*\* For systems substituting ply sheet for the base ply, install all ply sheets in a shingled pattern. Exposure and starter dimensions should be adjusted accordingly to obtain required coverage and headlap, per NRCA recommendations.*

Consult CertainTeed General Recommendations for noted section references.

**CertainTeed**  
SAINT-GOBAIN  
Commercial Roofing

# BUR(S)-I-4-A

## Insulated substrates: Self-adhered SBS modified base sheet or hot asphalt mopped BUR or SBS modified base sheet, three hot asphalt applied BUR interply sheets and a coating



### SUBSTRATE:

- Steel and nailable (mechanically attached, Sec. 15.4)
- Non-nailable; Concrete (Sec. 3.6)
- Re-cover (Sec. 5.0)

### MAXIMUM SLOPE:

Up to 6" : 12" (Sec. 15.3)

### ROOF ASSEMBLY:

One or more layers of approved insulation and/or coverboard:

- Base layer mechanically attached and additional layers mechanically attached or adhered in hot asphalt or approved adhesive.
- Base layer and additional layers adhered in hot asphalt or approved adhesive.
- Vapor retarder/anchor sheets (Sec. 4.7).

Approved base sheet set in hot asphalt (Sec. 7.0) or self-adhered (Sec. 10.2).

Approved interply sheets set in hot asphalt (Sec. 7.0).

### FINAL SURFACING:

Approved final surfacing (Sec. 14.3).

### SUMMARY OF MATERIALS:

- One or more layers of insulation and/or coverboard
- Base sheet (1 ply)
- Interply sheets (3 ply)
- Final surfacing
- ASTM D 312 asphalt (four moppings) (Three moppings if base sheet is self-adhered)

### APPROVED BASE SHEETS:

(one of the following)

- All Weather/Empire® Base Sheet
- Black Diamond® Base Sheet (self-adhered)\*\*
- Flexiglas® Base
- Flintlastic Base 20
- Flintglas® Ply 4\*
- Flintglas Premium Ply 6\*
- Flintlastic Poly SMS
- Flintlastic Ultra Glass SA (self-adhered)\*\*
- Flintlastic Ultra Poly SMS
- Glasbase™ Base Sheet
- Yosemite® Venting Base Sheet

### APPROVED INTERPLY SHEETS (3 PLIES):

(three of the following)

- Flintglas Ply 4
- Flintglas Premium Ply 6

### SURFACING (REQUIRED):

- 1 Asphalt glaze coat – 15 lbs/sq

followed by:

- 2 FlintCoat®-E

followed by either:

- 3 FlintCoat-A 300 or FlintCoat-W

### FLASHING ASSEMBLY:

- **Standard.** Over a base sheet or bonded to a primed substrate. One ply Flintlastic® modified cap sheet, per CT detail.
- **Premium.** Over a base sheet or bonded to a primed substrate. One smooth and one granulated modified membrane flashing, per CT detail.
- **Premium Alternate.** Over a base sheet or bonded to a primed substrate. One smooth modified membrane and CT SmartFlash®, per CT detail.

**Asphalt:** Type III or Type IV (Sec. 7.0).

**Cants:** In angles of roof deck and vertical surfaces, the roofing contractor shall furnish and install an approved cant strip with a minimum 3" face.

*\* For systems substituting ply sheet for the base ply, install all ply sheets in a shingled pattern. Exposure and starter dimensions should be adjusted accordingly to obtain required coverage and headlap, per NRCA recommendations.*

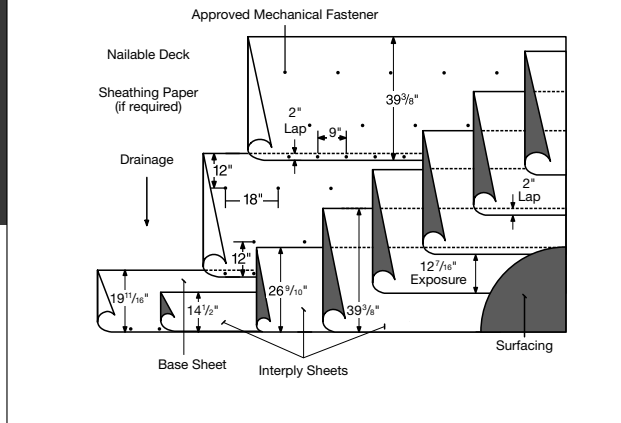
*\*\* Coverboard not required*

WARRANTY DURATIONS FOR THIS SPECIFICATION VARY BASED ON ROLL MATERIAL SELECTION; SEE WARRANTY MATRIX.

Applicable local building code may require more stringent installation requirements such as, but not limited to, increased fastener or adhesive densities to meet required wind uplift pressures. Consult local building code and uplift requirements prior to any application of CertainTeed roofing materials. CertainTeed is not responsible for failure to install roofing products per applicable local building codes.



# BUR(S)-N-4-A



**BUR or SBS modified base sheet mechanically attached through substrate, three hot asphalt applied BUR interply sheets and a coating**

## SUBSTRATE:

- Nailable (mechanically attached, Sec. 3.0)
- Re-cover (Sec. 5.0)

## MAXIMUM SLOPE:

Up to 6" : 12" (Sec. 15.3)

## ROOF ASSEMBLY:

Approved base sheet, mechanically attached to approved substrate (Sec. 15.0).

Approved interply sheets set in hot asphalt (Sec. 7.0).

## FINAL SURFACING:

Selected final surfacing (Sec. 14.3).

## SUMMARY OF MATERIALS:

- Base sheet (1 ply)
- Interply sheets (3 ply)
- Final surfacing
- ASTM D 312 asphalt (three moppings)

## APPROVED BASE SHEETS:

(one of the following)

- All Weather/Empire® Base Sheet
- Flexiglas® Base
- Flintlastic Base 20
- Flintlastic Poly SMS
- Flintlastic Ultra Poly SMS
- Glasbase™ Base Sheet
- Yosemite® Venting Base Sheet

## APPROVED INTERPLY SHEETS

### (3 PLIES):

(three of the following)

- Flintglas® Ply 4
- Flintglas Premium Ply 6

## SURFACING (REQUIRED):

1 Asphalt glaze coat – 15 lbs/sq

*followed by:*

2 FlintCoat®-E

*followed by either:*

3 FlintCoat-A 300 or  
FlintCoat-W

## FLASHING ASSEMBLY:

- **Standard.** Over a base sheet or bonded to a primed substrate. One ply Flintlastic® modified cap sheet, per CT detail.
- **Premium.** Over a base sheet or bonded to a primed substrate. One smooth and one granulated modified membrane flashing, per CT detail.
- **Premium Alternate.** Over a base sheet or bonded to a primed substrate. One smooth modified membrane and CT SmartFlash®, per CT detail.

**Asphalt:** Type III or Type IV (Sec. 7.0).

**Cants:** In angles of roof deck and vertical surfaces, the roofing contractor shall furnish and install an approved cant strip with a minimum 3" face.

WARRANTY DURATIONS FOR THIS SPECIFICATION VARY BASED ON ROLL MATERIAL SELECTION; SEE WARRANTY MATRIX.

Applicable local building code may require more stringent installation requirements such as, but not limited to, increased fastener or adhesive densities to meet required wind uplift pressures. Consult local building code and uplift requirements prior to any application of CertainTeed roofing materials. CertainTeed is not responsible for failure to install roofing products per applicable local building codes.

Consult CertainTeed General Recommendations for noted section references.

**CertainTeed**  
SAINT-GOBAIN  
Commercial Roofing