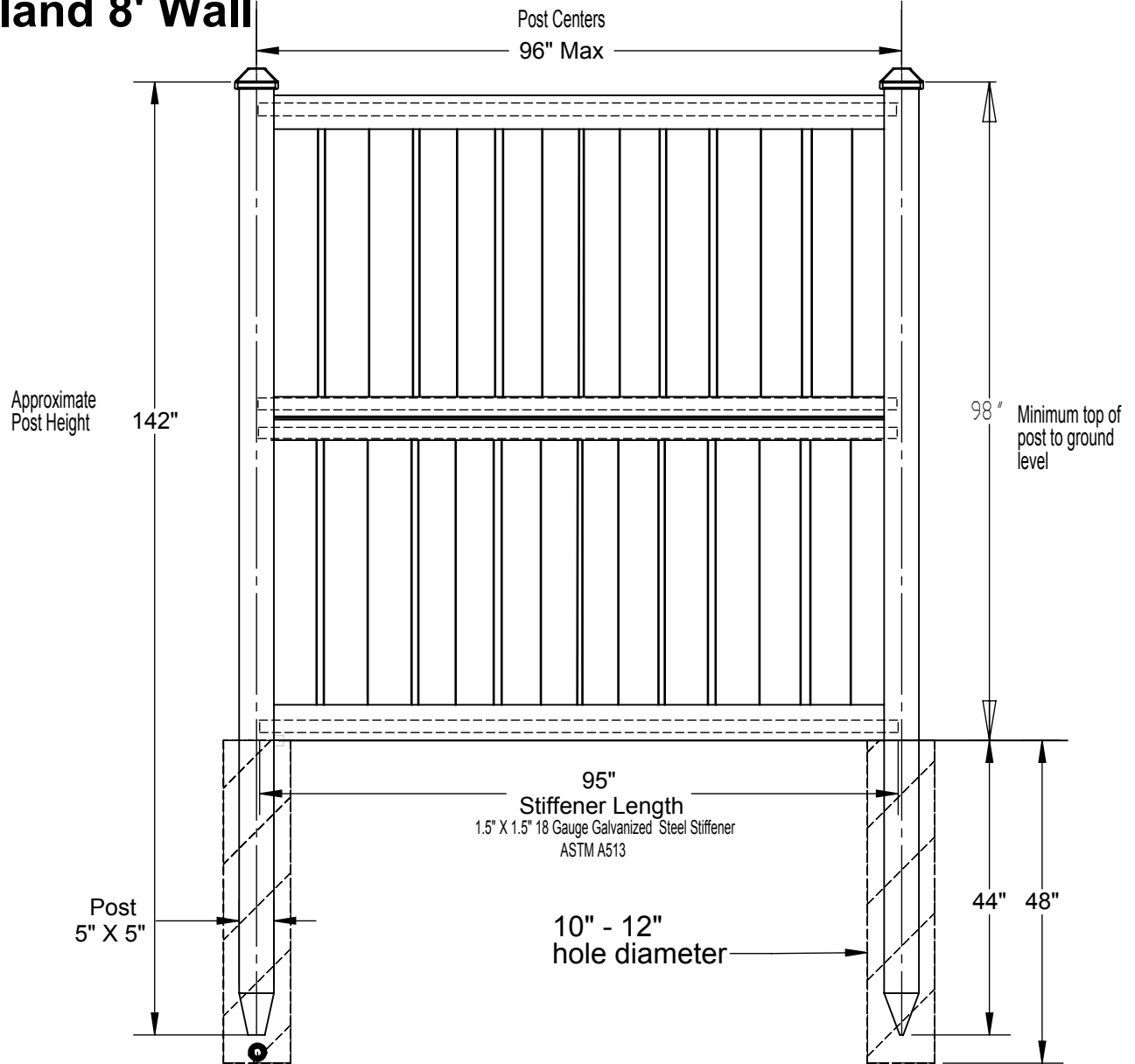


# Ashland 8' Wall

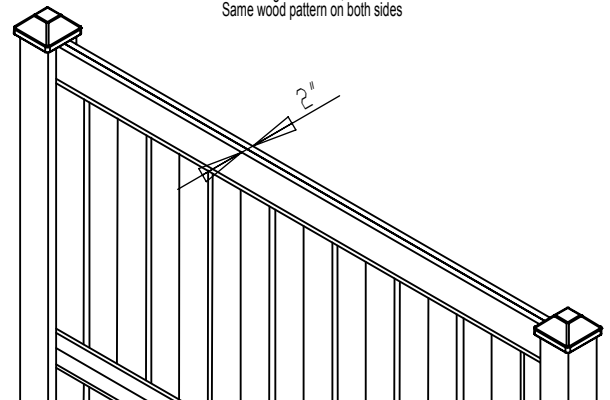


Concrete footing diameter 10" min and 46" to 48" deep min.  
In accordance with local conditions, codes, and standard building practices.

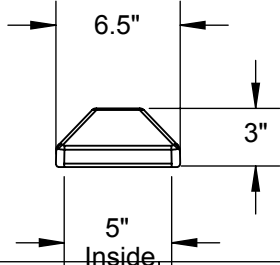
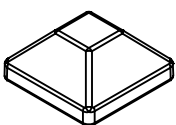
Good Neighbor Fence.  
Same wood pattern on both sides

## Two Stacked 4' X 8' Panels

- Actual Panel Dimensions: 48"H X 94.25"W
- Panel Weight 60lbs.
- Tolerances are  $\pm .25"$



Caps



This drawing may not be altered or reproduced without the permission of SimTek. Fence

Date: January 1, 2016

Scale: not to scale

REV: David Grimm

Sheet 1 of 1

U.S. Patents: 7,478,797 / 7,635,114 Foreign Patents Pending

**SimTek**  
FENCE

[www.simtekfence.com](http://www.simtekfence.com)