




MAIN RUNNER



CROSS TEE



7/8" WALL ANGLE



Code compliance with simple installation. Suited for certain UL/ULC fire-rated designs.

### FEATURES AND BENEFITS

- The FireSecure and Protectone® ceiling assembly offers fire-rated solutions for 2' x 2' and 2' x 4' modules
- Tested in accordance with ASTM E119 for certain time-rated, fire-resistive assemblies
- FireSecure and Protectone suspended ceiling designs have been tested and are listed at [UL.com](http://UL.com) and [certainteed.com/architectural](http://certainteed.com/architectural)
- Suitable for use in the following UL/ULC Fire Resistive Assemblies: D203, D205, G208, G218, G248, G255, I210, I211, L201, P204, P259, P260, P261, P264, P266, R224
- Suited for seismic categories A-C
- High recycled content

### LEED® v4

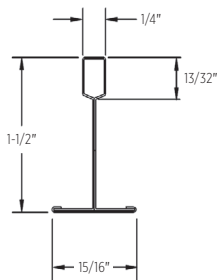
RECYCLED CONTENT

up to 88%

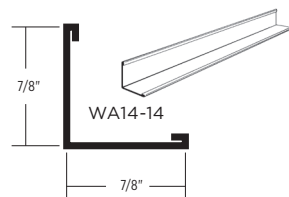
- ✓ MR: PBT Source Reduction (Healthcare)
- ✓ MR: Material Ingredients (HPDs)
- ✓ MR: Sourcing Raw Materials
- ✓ MR: Construction and Demolition Waste Management Planning

LEED® is a registered trademark of the U.S. Green Building Council.

MAIN RUNNER



WALL ANGLE



### CERTIFICATIONS & PRODUCT DECLARATIONS



HPD AVAILABLE

# 15/16" FIRESECURE™ STAB SYSTEM

	GRID FACE (IN.)	DIMENSIONS (IN.)	SLOT SPACING (IN.)	PIECES/CARTON	FT./CARTON	SEISMIC DESIGN CATEGORY	STRUCTURAL CLASSIFICATION (ASTM C635)	RECYCLED CONTENT PRE*	RECYCLED CONTENT POST*	RECYCLED CONTENT TOTAL*	ALLOWABLE UNIFORM LOAD (PLF)	ALLOWABLE CONCENTRATED LOAD AT MIDSPAN (LBF)**
<b>MAIN RUNNERS</b>												
FSS-12-12-15	15/16	144 x 1-1/2 x 15/16	6 O.C.	20	240	A-C	ID	19%	69%	88%	13.35	33.75
<b>CROSS TEE</b>												
FSS-2-12-15	15/16	24 x 1-1/2 x 15/16	—	60	120	—	—	19%	69%	88%	44.0	55.01
FSS-4-12-15	15/16	48 x 1-1/2 x 15/16	12 O.C.	60	240	—	—	19%	69%	88%	10.28*	25.71
<b>WALL ANGLE</b>												
WA14-14	7/8	144 x 7/8 x 7/8	—	40	480	—	—	19%	69%	88%	—	—

\*Maximum recycled content percentage. Recycled content varies by manufacturing location.

\*\*Allowable concentrated loads at midspan are determined in accordance with AC308 Section 3.2. For each framing member, the allowable concentrated load must not be combined with the allowable uniform load.

## MAXIMUM FIXTURE WEIGHT

ITEM NUMBER	CONFIGURATION		FIXTURE		HANGER SPACING		MAXIMUM WEIGHT	
	A	B	A	B	A	B	A	B
Main Runner to Main Runner – Drawing Key: Main Runner ( ) Cross tee (---) Hanger wire (+)								
FSS4-12-15			24" x 48"	24" x 48"	48"	48"	56.00 lbs.	51.00 lbs.
FSS4-12-15			24" x 48"	24" x 48"	48"	48"	54.00 lbs.	41.50 lbs.
FSS4-12-15			24" x 24"	24" x 24"	48"	48"	26.00 lbs.	34.50 lbs.

Cross tees tested as follows: FSS4-12-15 tested at 10.28 lbs/LF to 1/360 of 4' span.

## ACCESSORIES

	ITEM NUMBER	PRODUCT NAME	DIMENSIONS L" X W" X H" (MM)	COLOR	PIECES/CARTON	LBS./CARTON
SEISMIC	SLEEVE1516	15/16" Sleeve	4 x 15/16 x 1/64 (102 x 24 x 1)	White	100	1.25
	CTSPC-2	Seismic Perimeter Clip	3-1/16 x 2-1/4 x 1-1/16 (78 x 58 x 27)	Metal	100	9
	CTSTJ	Seismic Transition Joint Clip	3-1/2 x 3-1/2 x 1-3/16 (89 x 89 x 31)	Metal	100	10
STANDARD	AHD	Adjustable Hold Down Clip	1-1/8 x 1/2 x 1-11/16 (29 x 13 x 43)	Black	1000	16
	OC15-1	Outside Corner Cap 15/16" (24 mm)	2-1/4 x 2-1/4 x 1/64 (58 x 58 x 1)	White	100	3
	IC15-1	Inside Corner Cap 15/16" (24 mm)	2-1/4 x 2-1/4 x 1/64 (58 x 58 x 1)	White	100	3
	HW12	Hanger Wire 12" (3660 mm) 12 Gage (2.05 mm)	144 x 12 gage x 12 gage (3658 x 12 gage x 12 gage)	Metal	141	50
	DLC	Direct Load Clip	1-1/8 x 3-1/16 x 1/16 (29 x 78 x 2)	Metal	150	9
SFYK	SmartFit Yoke	8.55 x 1.25 x 9.56 (217 x 32 x 243)	Metal	20	9	

# 15/16" FIRESECURE™ STAB SYSTEM

## PHYSICAL DATA

### MATERIAL

Hot dipped galvanized steel (G30)

### FACE DIMENSION

15/16"

### CROSS TEE/MAIN RUNNER INTERFACE

Stepped-end, Override

### DUTY CLASSIFICATION

Intermediate duty per ASTM C635

### SURFACE FINISH

Painted Steel Cap

### PROFILE HEIGHT

1-1/2"

### END DETAIL

Main Runner: Integral Stab

Cross Tee: Integral Stab

### SEISMIC CATEGORY

A, B, C

### WARRANTY

10-year Limited Suspension Systems warranty increases to 15 years when installed with CertainTeed Ceiling Panels. Full warranty information can be found at [certainteed.com/warranty](http://certainteed.com/warranty).

## SEISMIC PERFORMANCE

### MAIN RUNNERS:

All main runners

### MINIMUM LBS. TO PULLOUT

### COMPRESSION/TENSION:

60 lbs.

### CROSS TEES:

All cross tees

## ICC EVALUATION SERVICE, INC., REPORT COMPLIANCE

Suspension systems manufactured by CertainTeed ceilings have been reviewed and are approved by listing in ICC-ES Evaluation Report ESR-3336. CertainTeed suspension systems have been reviewed and are approved by listing in the City of Los Angeles Building Code ESR-3336 LABC Supplement. Evaluation Reports are subject to reexamination, revision and possible cancellation. Refer to [certainteed.com/architectural](http://certainteed.com/architectural) for current reports.



**CertainTeed ARCHITECTURAL**

METAL • WOOD • FELT • FIBERGLASS & MINERAL FIBER • GYPSUM • SUSPENSION & INTEGRATED SYSTEMS

20 Moores Road, Malvern, PA 19355 800-366-4327 [certainteed.com/architectural](http://certainteed.com/architectural)

© 08/22 CertainTeed, Printed in the USA, 11-11-149-US-EN