

2021

SIDING COLLECTION

Polymer & Vinyl Siding, Stone Veneer, Trim, Accessories and Railing Products

Product Catalog Spring 2021

Polymer & Vinyl Siding Products

Vinyl Carpentry
Soffit & Vertical Siding

Vinyl Carpentry® Accessories

STONEfaçade™ Architectural
Stone Cladding System

Restoration Millwork®
Cellular PVC Trim

CertaWrap™
Weather Resistant Barrier

EverNew® Vinyl Railing

Posts and Columns

EverNew® Vinyl Decking

CertainTeed
SAINT-GOBAIN

WHAT'S NEW

Below are the NEW additions for this product catalog

SIDING PRODUCTS

Cedar Impressions Triple 5" Straight Edge Sawmill Shingles and Offset Mitered Cornerposts

Panels and Corners are available in the following solid colors -

Castle Stone (37), Espresso (43),
Midnight Blue (45), Slate (44)

Cedar Impressions® Single 7" Perfection Shingles

Panels is available in the following solid colors -
Colonial White (01), Charcoal Gray (46), Cypress (42),
Flagstone (97), Granite Gray (34), Hearthstone (19),
Natural Clay (60), Pacific Blue (27),
Sable Brown (29), Savannah Wicker (59),
Seagrass (30), Sterling Gray (33)

Cedar Impressions® Double 7" Perfection Shingles 3G and 7" Perfection Offset Mitered Cornerposts

Panels and Corners are available in the following solid colors -

Bermuda Blue (26), Castle Stone (37),
Espresso (43), Midnight Blue (45),
Slate (44), Snow (31)

Restoration Classic Double 4" Clapboard Siding

Panel is available in the following solid colors -
Olive Grove (84), Smoky Gray (83),
and Melrose (39)

Restoration Classic Double 4.5" Dutchlap Siding

Panel is available in the following solid colors -
Flagstone (97), Hearthstone (19), Melrose (39),
Mountain Cedar (17), Olive Grove (84),
Pacific Blue (27), Sable Brown (29),
Smoky Gray (83), Spruce (16)

ACCESSORIES

Cornice Molding

Available in the following solid colors -
Bermuda Blue (26), Espresso (43)

Shake/Shingle Undersill Trim

Available in the following solid colors -
Bermuda Blue (26), Snow (31)

3/4" Outside Cornerpost Woodgrain

Available in the following solid colors -
Bermuda Blue (26), Olive Grove (84),
Smoky Gray (83)

Available in the following blend colors -
Cedar Blend (79), Driftwood Blend (80),
Natural Blend (78), Rustic Blend (82)

3/4" Inside Cornerpost

Available in the following solid colors -
Bermuda Blue (26), Olive Grove (84),
Smoky Gray (83)

3/4" J-Channel

Available in the following solid colors -
Bermuda Blue (26), Olive Grove (84),
Smoky Gray (83)

5/8" J-Channel and Undersill Trim

Available in the following solid colors -
Olive Grove (84), Smoky Gray (83)

Table of Contents

- Color Matrix2
- Accessory Matrix.....4
- Shake & Shingle Siding**
- Cedar Impressions® Polymer Shake & Shingle Siding5
- Cedar Impressions® Accessories7
- Northwoods® Vinyl Shake & Shingle Siding10
- Insulated Siding**
- CedarBoards™ and CedarBoards™ XL Insulated Siding11
- CedarBoards™ Accessories.....12
- Vinyl Siding**
- Monogram®14
- Monogram® XL15
- Restoration Classic™16
- Board & Batten.....17
- Carolina Beaded™18
- MainStreet™19
- Wolverine American Legend™21
- Encore™22
- Vinyl Carpentry® Soffit & Vertical Siding**
- Triple 3-1/3" Soffit23
- Perimeter™ Triple 3-1/3" Soffit23
- Chamfer Board™ Vertical Siding and Porch Panel24
- Ironmax™ Soffit24
- Beaded Soffit25
- Universal Soffit.....26
- Value Soffit27
- Vinyl Carpentry® Accessories**
- Corner Systems.....28
- Window & Door Trim34
- Wall Transitions.....36
- Soffit Transitions.....37
- J-Channel.....38
- Functional Trim39
- Starter Strips41
- Soffit Trim42
- House Wrap**
- CertaWrap™ Weather Resistant Barrier & Housewrap44
- CertaWrap™ Tape.....45
- Tools**
- Shingle Repair Kit46
- Hand Tools.....46
- STONEfaçade™ Architectural Stone Cladding System**.....47
- Restoration Millwork® Cellular PVC Trim**.....49
- EverNew® Vinyl Railing**.....62
- Posts and Columns**75
- EverNew® Vinyl Decking**.....76

Color & NGBS RC GREEN Approved Product Matrix

| | GREEN APPROVED* | ARBOR BLEND | AUTUMN RED | AUTUMN YELLOW | BROWNSTONE | BUCKSKIN | CASTLE STONE | CEDAR BLEND | CHARCOAL GRAY | COLONIAL WHITE | CYPRESS | DESERT TAN | DRIFTWOOD BLEND | ESPRESSO | FLAGSTONE | FOREST | FRONTIER BLEND | GRANITE GRAY | HEARTHSTONE | HERITAGE CREAM | HERRINGBONE | LIGHT MAPLE | MELROSE | MIDNIGHT BLUE | MOUNTAIN CEDAR | NATURAL BLEND | NATURAL CLAY | OLIVE GROVE | OXFORD BLUE | PACIFIC BLEND | RUSTIC BLEND | SABLE BROWN | SANDSTONE BEIGE | SAVANNAH WICKER | SEAGRASS | SLATE | SMOKY GRAY | SNOW | SPRUCE | STERLING GRAY | WEATHERED BLEND | WEDEGEWOOD BLUE | WEATHERED WOOD | | |
|---|-----------------|-------------|------------|---------------|------------|----------|--------------|-------------|---------------|----------------|---------|------------|-----------------|----------|-----------|--------|----------------|--------------|-------------|----------------|-------------|-------------|---------|---------------|----------------|---------------|--------------|-------------|-------------|---------------|--------------|-------------|-----------------|-----------------|----------|-------|------------|------|--------|---------------|-----------------|-----------------|----------------|---|---|
| SIDING PRODUCTS | | | | | | | | | | | | | | | | | | | | | | | | | | | | | | | | | | | | | | | | | | | | | |
| NORTHWOODS® | | | | | | | | | | | | | | | | | | | | | | | | | | | | | | | | | | | | | | | | | | | | | |
| S7" STRAIGHT EDGE PERFECTION SHINGLES | • | • | | | • | • | | • | • | • | • | | • | • | | | | • | • | | | | | • | | | | | | | | | | | | | | | | | | | | | |
| S7" STRAIGHT EDGE ROUGH-SPLIT SHAKES | • | • | | | • | | | | • | • | • | | | • | | | | • | | | | | | | | • | | | | | | | | | | | | | | | | | | | |
| S9" STAGGERED ROUGH-SPLIT SHAKES | • | | | | • | | | | | | • | | | • | | | | • | | | | | | | | • | | | | | | | | | | | | | | | | | | | |
| CEDARBOARDS™ & CEDARBOARDS™ XL | | | | | | | | | | | | | | | | | | | | | | | | | | | | | | | | | | | | | | | | | | | | | |
| D6" ROUGH CEDAR | • | • | | | • | | | • | • | • | • | | | | | | | • | | • | | • | | | | • | | | | | | | | | | | | | | | | | | | |
| S7" ROUGH CEDAR | • | • | | | • | | | • | • | • | • | | | | | | | • | | • | | • | | | | • | | | | | | | | | | | | | | | | | | | |
| D6" EXTENDED LENGTH ROUGH CEDAR | | | | | | | | • | • | • | • | | | | | | | • | | • | | • | | | | • | | | | | | | | | | | | | | | | | | | |
| S7" EXTENDED LENGTH ROUGH CEDAR | | | | | | | | • | • | • | • | | | | | | | • | | • | | • | | | | • | | | | | | | | | | | | | | | | | | | |
| S12" BOARD & BATTEN ROUGH CEDAR | • | • | | | | | | • | • | | | | | | | | | • | | | | | | | | • | | | | | | | | | | | | | | | | | | | |
| MONOGRAM® | | | | | | | | | | | | | | | | | | | | | | | | | | | | | | | | | | | | | | | | | | | | | |
| D4" ROUGH CEDAR | • | • | • | • | • | • | • | • | • | • | • | • | • | • | • | • | • | • | • | • | • | • | • | • | • | • | • | • | • | • | • | • | • | • | • | • | • | • | • | • | • | • | • | • | • |
| D5" ROUGH CEDAR | • | • | • | • | • | • | • | • | • | • | • | • | • | • | • | • | • | • | • | • | • | • | • | • | • | • | • | • | • | • | • | • | • | • | • | • | • | • | • | • | • | • | • | • | • |
| D5" DUTCHLAP ROUGH CEDAR | • | • | • | • | • | • | • | • | • | • | • | • | • | • | • | • | • | • | • | • | • | • | • | • | • | • | • | • | • | • | • | • | • | • | • | • | • | • | • | • | • | • | • | • | • |
| MONOGRAM® XL | | | | | | | | | | | | | | | | | | | | | | | | | | | | | | | | | | | | | | | | | | | | | |
| D4" ROUGH CEDAR | • | | | • | • | | | • | • | • | | | • | | | | | • | • | | | • | • | | | • | | | | | | | | | | | | | | | | | | | |
| D5" DUTCHLAP ROUGH CEDAR | • | | | | | | | • | • | | | | | | | | | • | • | | | | | | | • | | | | | | | | | | | | | | | | | | | |
| RESTORATION CLASSIC™ | | | | | | | | | | | | | | | | | | | | | | | | | | | | | | | | | | | | | | | | | | | | | |
| D4" SELECT CEDAR | • | | • | • | • | • | • | • | • | • | • | • | • | • | • | • | • | • | • | • | • | • | • | • | • | • | • | • | • | • | • | • | • | • | • | • | • | • | • | • | • | • | • | • | • |
| D4-1/2" DUTCHLAP SELECT CEDAR | • | | • | • | • | • | • | • | • | • | • | • | • | • | • | • | • | • | • | • | • | • | • | • | • | • | • | • | • | • | • | • | • | • | • | • | • | • | • | • | • | • | • | • | • |
| D5" SELECT CEDAR | • | | • | | | | | • | • | • | | | | | | | | • | • | • | • | • | • | • | • | • | • | • | • | • | • | • | • | • | • | • | • | • | • | • | • | • | • | • | |
| D4-1/2" & T3" SMOOTH | • | | | | | | | • | • | | | | | | | | | • | • | • | • | • | • | • | • | • | • | • | • | • | • | • | • | • | • | • | • | • | • | • | • | • | • | | |
| BOARD & BATTEN | | | | | | | | | | | | | | | | | | | | | | | | | | | | | | | | | | | | | | | | | | | | | |
| S8" VERTICAL ROUGH CEDAR | • | | | | | | | • | • | • | | | | | | | | • | • | • | • | • | • | • | • | • | • | • | • | • | • | • | • | • | • | • | • | • | • | • | • | • | • | • | |
| S7" VERTICAL ROUGH CEDAR | • | • | • | • | • | • | • | • | • | • | • | • | • | • | • | • | • | • | • | • | • | • | • | • | • | • | • | • | • | • | • | • | • | • | • | • | • | • | • | • | • | • | • | • | |
| CAROLINA BEADED™ | | | | | | | | | | | | | | | | | | | | | | | | | | | | | | | | | | | | | | | | | | | | | |
| S6-1/2" BRUSHED | • | | | | • | | | • | • | • | | | | | | | | • | • | • | • | • | • | • | • | • | • | • | • | • | • | • | • | • | • | • | • | • | • | • | • | • | • | • | |
| MAINSTREET™ | | | | | | | | | | | | | | | | | | | | | | | | | | | | | | | | | | | | | | | | | | | | | |
| D4", D5", D4" & D5" DL WOODGRAIN | • | • | • | • | • | • | • | • | • | • | • | • | • | • | • | • | • | • | • | • | • | • | • | • | • | • | • | • | • | • | • | • | • | • | • | • | • | • | • | • | • | • | • | • | |
| 6-1/2" BEADED BRUSHED | • | | | | | | | • | • | • | | | | | | | | • | • | • | • | • | • | • | • | • | • | • | • | • | • | • | • | • | • | • | • | • | • | • | • | • | • | | |
| T3" BRUSHED | • | | | | | | | • | • | | | | | | | | | • | • | • | • | • | • | • | • | • | • | • | • | • | • | • | • | • | • | • | • | • | • | • | • | • | • | | |
| S8" WOODGRAIN | • | | | | | | | • | | | | | | | | | | • | • | • | • | • | • | • | • | • | • | • | • | • | • | • | • | • | • | • | • | • | • | • | • | • | • | | |
| WOLVERINE AMERICAN LEGEND™ | | | | | | | | | | | | | | | | | | | | | | | | | | | | | | | | | | | | | | | | | | | | | |
| D4" & D4-1/2" DUTCHLAP WOODGRAIN | • | • | • | • | • | • | • | • | • | • | • | • | • | • | • | • | • | • | • | • | • | • | • | • | • | • | • | • | • | • | • | • | • | • | • | • | • | • | • | • | • | • | • | | |
| D5" CLAPBOARD WOODGRAIN | • | • | | | | | | • | • | • | | | | | | | | • | • | • | • | • | • | • | • | • | • | • | • | • | • | • | • | • | • | • | • | • | • | • | • | • | | | |
| ENCORE™ | | | | | | | | | | | | | | | | | | | | | | | | | | | | | | | | | | | | | | | | | | | | | |
| D4" & D4-1/2" DUTCHLAP WOODGRAIN† | • | | | | • | • | | • | • | • | | | | | | | | • | • | • | • | • | • | • | • | • | • | • | • | • | • | • | • | • | • | • | • | • | • | • | • | • | | | |
| D5" CLAPBOARD WOODGRAIN | • | | | | • | | | • | • | • | | | | | | | | • | • | • | • | • | • | • | • | • | • | • | • | • | • | • | • | • | • | • | • | • | • | • | • | • | | | |

*Download approval specification at www.greenapprovedproducts.com

†Dimensions shown are nominal

★ NEW COLOR

Color & NGBS RC GREEN Approved Product Matrix

SIDING PRODUCTS

| GREEN APPROVED* | AUTUMN RED | AUTUMN YELLOW | BERMUDA BLUE | BUCKSKIN | CASTLE STONE | ▲ CEDAR BLEND | CEDAR BLEND – LIGHT | CEDAR BLEND – MEDIUM | CEDAR BLEND – DARK | CHARCOAL GRAY | COLONIAL WHITE | CYPRESS | DESERT TAN | ▲ DRIFTWOOD BLEND | DRIFTWOOD BLEND – LIGHT | DRIFTWOOD BLEND – MEDIUM | DRIFTWOOD BLEND – DARK | ESPRESSO | FLAGSTONE | FOREST | GRANITE GRAY | HEARTHSTONE | HERITAGE CREAM | HERRINGBONE | LIGHT MAPLE | MIDNIGHT BLUE | MOUNTAIN CEDAR | ▲ NATURAL BLEND | NATURAL BLEND – LIGHT | NATURAL BLEND – MEDIUM | NATURAL BLEND – DARK | NATURAL CLAY | PACIFIC BLUE | ▲ RUSTIC BLEND | RUSTIC BLEND – LIGHT | RUSTIC BLEND – MEDIUM | RUSTIC BLEND – DARK | SABLE BROWN | SAVANNAH WICKER | SEAGRASS | SLATE | SNOW | SPRUCE | STERLING GRAY |
|-----------------|------------|---------------|--------------|----------|--------------|---------------|---------------------|----------------------|--------------------|---------------|----------------|---------|------------|-------------------|-------------------------|--------------------------|------------------------|----------|-----------|--------|--------------|-------------|----------------|-------------|-------------|---------------|----------------|-----------------|-----------------------|------------------------|----------------------|--------------|--------------|----------------|----------------------|-----------------------|---------------------|-------------|-----------------|----------|-------|------|--------|---------------|
| 23 | 10 | 26 | 41 | 37 | 79 | 70 | 71 | 72 | 46 | 01 | 42 | 07 | 80 | 94 | 95 | 96 | 43 | 97 | 47 | 34 | 19 | 11 | 04 | 55 | 45 | 17 | 78 | 86 | 87 | 88 | 60 | 27 | 82 | 73 | 74 | 75 | 29 | 59 | 30 | 44 | 31 | 16 | 33 | |

CEDAR IMPRESSIONS® SHINGLES

SAWMILL SHINGLES

| | | | | | | | | | | | | | | | | | | | | | | | | | | | | | | | | | | | | | | | | | | | | | | |
|---------------------------|---|---|--|--|---|---|---|---|---|---|---|---|---|--|---|---|---|---|---|---|---|---|---|---|---|---|---|---|---|---|---|---|--|--|--|---|---|---|---|---|---|---|--|--|---|---|
| INDIVIDUAL 5" SAWMILL | ● | | | | | | ● | ● | ● | | | | | | ● | ● | ● | | | | | | | | | | | ● | ● | ● | ● | | | | | ● | ● | ● | | | | | | | ● | |
| T5" STRAIGHT EDGE SAWMILL | ● | ● | | | ● | ★ | | | | ● | ● | ● | ● | | | | ★ | ● | ● | ● | ● | ● | ● | ● | ● | ★ | ● | | | | ● | ● | | | | | | | ● | ● | ● | ★ | | | ● | ● |

PERFECTION SHINGLES

| | | | | | | | | | | | | | | | | | | | | | | | | | | | | | | | | | | | | | | | | | | | | | | | |
|---------------------------------------|---|---|---|---|---|---|--|--|--|---|---|---|---|---|--|--|---|---|---|---|---|---|---|---|---|---|---|---|--|--|--|---|---|---|--|--|--|--|---|---|---|---|--|--|---|---|---|
| S7" VARIEGATED AND SOLID PERFECTION | ● | | | | | ● | | | | ★ | ★ | ★ | | ● | | | | | ★ | | ★ | ★ | | | | | | ● | | | | ★ | ★ | ● | | | | | ★ | ★ | ★ | | | | | ★ | |
| D7" STRAIGHT EDGE PERFECTION 3G | ● | ● | ● | ★ | ● | ★ | | | | ● | ● | ● | ● | | | | ★ | ● | ● | ● | ● | ● | ● | ● | ● | ★ | ● | | | | | ● | ● | ● | | | | | | ★ | ★ | ★ | | | | ● | ● |
| D7" STAGGERED PERFECTION | ● | ● | | | ● | | | | | ● | ● | ● | ● | | | | | | ● | ● | ● | ● | ● | ● | ● | ● | ● | | | | | ● | ● | ● | | | | | | | | | | | ● | ● | |
| S6-1/3" PERFECTION SHAPES – SCALLOP | | ● | | | | | | | | ● | ● | ● | | | | | | | | | | | | | | | | | | | | | | | | | | | | | | | | | | | ● |
| S6-1/3" PERFECTION SHAPES – OCTAGON | | ● | | | | | | | | ● | ● | | | | | | | | | | | | | | | | | | | | | | | | | | | | | | | | | | | | ● |
| S6-1/3" PERFECTION SHAPES – HALF-COVE | | | | | | | | | | ● | | | | | | | | | | | | | | | | | | | | | | | | | | | | | | | | | | | | | ● |

CEDAR IMPRESSIONS® SHAKES

ROUGH SPLIT SHAKES

| | | | | | | | | | | | | | | | | | | | | | | | | | | | | | | | | | | | | | | | | | | | | | | | | |
|-------------------------------|---|---|--|--|---|--|--|--|--|---|---|---|--|--|--|--|--|--|---|--|---|---|---|--|--|--|---|--|--|--|--|--|--|--|--|--|--|--|--|--|--|--|--|--|--|---|---|---|
| D7" STRAIGHT EDGE ROUGH-SPLIT | ● | ● | | | ● | | | | | ● | ● | ● | | | | | | | ● | | ● | ● | ● | | | | ● | | | | | | | | | | | | | | | | | | | ● | ● | |
| D9" STAGGERED ROUGH-SPLIT | ● | ● | | | ● | | | | | ● | ● | ● | | | | | | | ● | | ● | ● | ● | | | | ● | | | | | | | | | | | | | | | | | | | | ● | ● |

*Download approval specification at www.greenapprovedproducts.com ► CONSISTENT VARIEGATED COLOR THROUGHOUT THE PANEL

VINYL CARPENTRY® SOFFIT & VERTICAL SIDING

| | GREEN APPROVED* | AUTUMN RED | BROWNSTONE | BUCKSKIN | CASTLE STONE | CHARCOAL GRAY | COLONIAL WHITE | CYPRESS | DESERT TAN | ESPRESSO | FLAGSTONE | FOREST | GRANITE GRAY | HEARTHSTONE | HERITAGE CREAM | HERRINGBONE | LIGHT MAPLE | MEL ROSE | MIDNIGHT BLUE | MOUNTAIN CEDAR | MUSKET BROWN | NATURAL CLAY | OXFORD BLUE | PACIFIC BLUE | SABLE BROWN | SANDSTONE BEIGE | SAVANNAH WICKER | SLATE | SNOW | STERLING GRAY | | | | | | | | | | | | | | | | | | | |
|---|-----------------|------------|------------|----------|--------------|---------------|----------------|---------|------------|----------|-----------|--------|--------------|-------------|----------------|-------------|-------------|----------|---------------|----------------|--------------|--------------|-------------|--------------|-------------|-----------------|-----------------|-------|------|---------------|---|---|---|---|---|---|---|---|---|---|---|---|---|---|---|---|---|---|--|
| 23 | 40 | 41 | 37 | 46 | 01 | 42 | 07 | 43 | 97 | 47 | 34 | 19 | 11 | 04 | 55 | 39 | 45 | 17 | 49 | 60 | 32 | 27 | 29 | 15 | 59 | 44 | 31 | 33 | | | | | | | | | | | | | | | | | | | | | |
| BEADED SOFFIT/VERTICAL | | | | | | | | | | | | | | | | | | | | | | | | | | | | | | | | | | | | | | | | | | | | | | | | | |
| T2" SOLID, T2" VENTED | ● | | | | | | ● | ● | | | | | | | | | | | | | | | | ● | | | | | | | | | | | | | | | | | | | | | | ● | | | |
| TRIPLE 3-1/3" SOFFIT/VERTICAL | | | | | | | | | | | | | | | | | | | | | | | | | | | | | | | | | | | | | | | | | | | | | | | | | |
| T3-1/3" SOLID AND INVISIVENT® | ● | | | | | | ● | ● | | | | | ● | | | | | | | | | | | ● | | | | | | | | | | | | | | | | | | | | | | | | | |
| PERIMETER TRIPLE 3-1/3" SOFFIT/VERTICAL | | | | | | | | | | | | | | | | | | | | | | | | | | | | | | | | | | | | | | | | | | | | | | | | | |
| T3-1/3" SOLID AND HIDDEN VENT | ● | | | | | | ● | ● | | | | | ● | | | | | | | | | | | ● | | | | | | | | | | | | | | | | | | | | | | | | | |
| IRONMAX™ SOFFIT/VERTICAL | | | | | | | | | | | | | | | | | | | | | | | | | | | | | | | | | | | | | | | | | | | | | | | | | |
| D5" SOLID, D5" VENTED | ● | | | | | | ● | ● | | | | | ● | | | | | | | | | | | ● | | | | | | | | | | | | | | | | | | | | | | | | | |
| CHAMFER BOARD™ VERTICAL SIDING AND PORCH PANEL | | | | | | | | | | | | | | | | | | | | | | | | | | | | | | | | | | | | | | | | | | | | | | | | | |
| D5" SOLID | ● | | | | | | ● | | | | | | | | | | | | | | | | | | | | | | | | | | | | | | | | | | | | | | | | | | |
| UNIVERSAL SOFFIT/VERTICAL | | | | | | | | | | | | | | | | | | | | | | | | | | | | | | | | | | | | | | | | | | | | | | | | | |
| T4" SOLID†, T4" VENTED† | ● | ● | ● | ● | ● | ● | ● | ● | ● | ● | ● | ● | ● | ● | ● | ● | ● | ● | ● | ● | ● | ● | ● | ● | ● | ● | ● | ● | ● | ● | ● | ● | ● | ● | ● | ● | ● | ● | ● | ● | ● | ● | ● | ● | ● | ● | ● | ● | |
| T4" CENTER VENTED† | ● | | | | | | ● | | | | | | | | | | | | | | | | | | | | | | | | | | | | | | | | | | | | | | | | | | |
| D5" SOLID, D5" VENTED | ● | | | | | | ● | ● | | | | | | | | | | | | | | | | | ● | | | | | | | | | | | | | | | | | | | | | | | | |
| VALUE SOFFIT | | | | | | | | | | | | | | | | | | | | | | | | | | | | | | | | | | | | | | | | | | | | | | | | | |
| T4" SOLID†, T4" VENTED† | ● | | | | | | ● | ● | | | | | | | | | | | | | | | | | ● | | | | | | | | | | | | | | | | | | | | | | | | |
| T4" CENTER VENTED† | ● | | | | | | ● | | | | | | | | | | | | | | | | | | | | | | | | | | | | | | | | | | | | | | | | | | |
| D5" SOLID, D5" VENTED | ● | | | | | | ● | | | | | | | | | | | | | | | | | | | | | | | | | | | | | | | | | | | | | | | | | | |

*Download approval specification at www.greenapprovedproducts.com

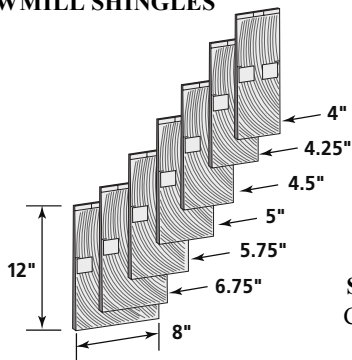
†Dimensions shown are nominal

★ NEW COLOR

Cedar Impressions®

Polymer Shingle Siding - Sawmill Finish

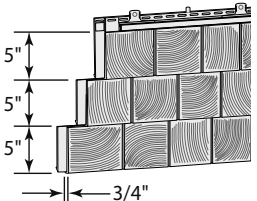
INDIVIDUAL 5" SAWMILL SHINGLES



Product Code: 30146
 Finish: Sawmill
 Length: 7 Sizes – 4", 4.25", 4.5", 5", 5.75", 6.75", 8"
 Exposure: 5"
 Projection: Shingle is 1/2", installs in 1" accessory
 Panels/Ctn.: 168
Squares/Ctn.: .33
 Cartons/Pallet: 18
 lbs./Ctn.: ≤44

NOTE: New carton size to use after 30105 is depleted. Please check with your customer service rep. for details.

NEW COLORS TRIPLE 5" STRAIGHT EDGE SAWMILL SHINGLES

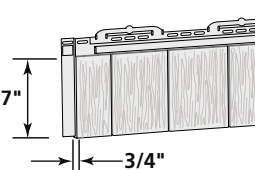


Product Code: 30106
 Finish: Sawmill
 Length: 60"
 Exposure: 15"
 Projection: 3/4"
 Panels/Ctn.: 8
 Squares/Ctn.: .50
 Cartons/Pallet: 20
 lbs./Ctn.: ≤43

Cedar Impressions®

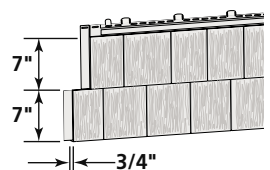
Polymer Shingle Siding - Perfection Finish

NEW COLORS SINGLE 7" STRAIGHT EDGE PERFECTION SHINGLES



Product Code: 30137
 Finish: Perfection
 Length: 73.5"
 Exposure: 7"
 Projection: 3/4"
 Panels/Ctn.: 14
 Squares/Ctn.: .50
 Cartons/Pallet: 32
 lbs./Ctn.: ≤43

NEW COLORS DOUBLE 7" STRAIGHT EDGE PERFECTION SHINGLES 3G



Product Code: 30144
 Finish: Perfection
 Length: 48"
 Exposure: 14"
 Projection: 3/4"
 Panels/Ctn.: 11
 Squares/Ctn.: .50
 Cartons/Pallet: 14
 lbs./Ctn.: ≤42

Polymer Siding Products

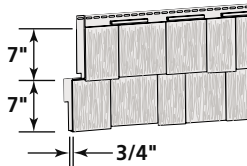
| Product Code | 30146 Individual 5" Sawmill Shingles | 30106 Triple 5" Straight Edge Sawmill Shingles | 30137 Single 7" Perfection Shingles | 30144 Double 7" Straight Edge Perfection Shingles 3G |
|--------------------------|---|---|--|---|
| Colonial White (01) | ● | ● | ★ | ● |
| Autumn Red (23) | | ● | | ● |
| Autumn Yellow (10) | | | | ● |
| Bermuda Blue (26) | | | | ★ |
| Buckskin (41) | | ● | | ● |
| Castle Stone (37) | | ★ | | ★ |
| Charcoal Gray (46) | | ● | ★ | ● |
| Cypress (42) | | ● | ★ | ● |
| Desert Tan (07) | | ● | | ● |
| Espresso (43) | | ★ | | ★ |
| Flagstone (97) | | ● | ★ | ● |
| Forest (47) | | ● | | ● |
| Granite Gray (34) | | ● | ★ | ● |
| Hearthstone (19) | | ● | ★ | ● |
| Heritage Cream (11) | | ● | | ● |
| Herringbone (04) | | ● | | ● |
| Light Maple (55) | | ● | | ● |
| Midnight Blue (45) | | ★ | | ★ |
| Mountain Cedar (17) | | ● | | ● |
| Natural Clay (60) | ● | ● | ★ | ● |
| Pacific Blue (27) | | ● | ★ | ● |
| Sable Brown (29) | | ● | ★ | ● |
| Savannah Wicker (59) | ● | ● | ★ | ● |
| Seagrass (30) | ● | ● | ★ | ● |
| Slate (44) | | ★ | | ★ |
| Snow (31) | | | | ★ |
| Spruce (16) | | ● | | ● |
| Sterling Gray (33) | ● | ● | ★ | ● |
| ▶ Cedar Blend (79) | | | ● | |
| ▶ Driftwood Blend (80) | | | ● | |
| ▶ Natural Blend (78) | | | ● | |
| ▶ Rustic Blend (82) | | | ● | |
| Cedar Blend-Light (70) | ● | | | |
| Cedar Blend-Med. (71) | ● | | | |
| Cedar Blend-Dark (72) | ● | | | |
| Driftwood Blend-L. (94) | ● | | | |
| Driftwood Blend-M. (95) | ● | | | |
| Driftwood Blend-D. (96) | ● | | | |
| Natural Blend-Light (86) | ● | | | |
| Natural Blend-Med. (87) | ● | | | |
| Natural Blend-Dark (88) | ● | | | |
| Rustic Blend-Light (73) | ● | | | |
| Rustic Blend-Med. (74) | ● | | | |
| Rustic Blend-Dark (75) | ● | | | |

★ NEW COLOR
 ▶ CONSISTENT VARIEGATED COLOR THROUGHOUT THE PANEL
Recommended trim: CertainTeed recommends the use of Restoration Millwork PVC trim for the most authentic look of genuine cedar. If you choose to use CertainTeed vinyl accessories, the following solid colors are the best comparable options:
 Natural Blend = Buckskin, Cedar Blend = Cedar Blend Solid,
 Driftwood Blend = Granite Gray or Charcoal Gray, Rustic Blend = Sable Brown

Cedar Impressions® (continued)

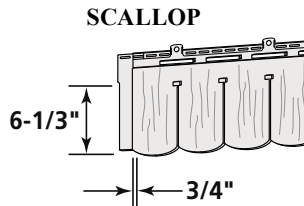
Polymer Shingle Siding - Perfection Finish

DOUBLE 7" STAGGERED PERFECTION SHINGLES

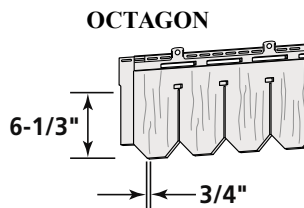


Product Code: 30143
 Finish: Perfection
 Length: 48"
 Exposure: 14"
 Projection: 3/4"
 Panels/Ctn.: 11
 Squares/Ctn.: .50
 Cartons/Pallet: 16
 lbs./Ctn.: ≤44

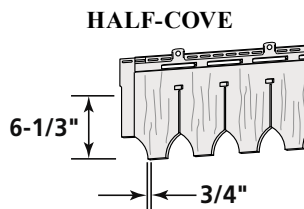
SINGLE 6-1/3" PERFECTION SHAPES



Product Code: 30147
 Finish: Perfection
 Length: 42"
 Exposure: 6-1/3"
 Projection: 3/4"
 Panels/Ctn.: 18
 Squares/Ctn.: .33
 Cartons/Pallet: 15
 lbs./Ctn.: ≤38



Product Code: 30148
 Finish: Perfection
 Length: 42"
 Exposure: 6-1/3"
 Projection: 3/4"
 Panels/Ctn.: 18
 Squares/Ctn.: .33
 Cartons/Pallet: 15
 lbs./Ctn.: ≤35



Product Code: 30149
 Finish: Perfection
 Length: 42"
 Exposure: 6-1/3"
 Projection: 3/4"
 Panels/Ctn.: 18
 Squares/Ctn.: .33
 Cartons/Pallet: 15
 lbs./Ctn.: ≤32

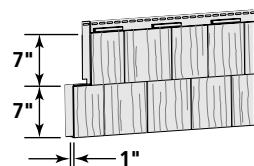
Polymer Siding Products

| Product Code | 30143 | 30147 | 30148 | 30149 | 30141 | 30136 |
|----------------------|---|---|---|---|--|--|
| | Double 7" Staggered Perfection Shingles | Single 6-1/3" Perfection Shapes - Scallop | Single 6-1/3" Perfection Shapes - Octagon | Single 6-1/3" Perfection Shapes - Half-Cove | Double 7" Straight Edge Rough-Split Shakes | Double 9" Staggered Rough-Split Shakes |
| Colonial White (01) | ● | ● | ● | ● | ● | ● |
| Autumn Red (23) | ● | ● | ● | | ● | ● |
| Autumn Yellow (10) | | | | | | |
| Buckskin (41) | ● | | | | ● | ● |
| Charcoal Gray (46) | ● | ● | ● | | ● | ● |
| Cypress (42) | ● | ● | | | ● | ● |
| Desert Tan (07) | ● | | | | | |
| Flagstone (97) | ● | | | | ● | ● |
| Forest (47) | ● | | | | ● | ● |
| Granite Gray (34) | ● | | | | ● | ● |
| Hearthstone (19) | ● | | | | ● | ● |
| Heritage Cream (11) | ● | | | | | |
| Herringbone (04) | ● | | | | | |
| Light Maple (55) | ● | | | | | |
| Mountain Cedar (17) | ● | | | | ● | ● |
| Natural Clay (60) | ● | ● | ● | ● | ● | ● |
| Pacific Blue (27) | ● | ● | ● | ● | ● | ● |
| Sable Brown (29) | ● | | | | ● | ● |
| Savannah Wicker (59) | ● | ● | | | ● | ● |
| Seagrass (30) | ● | | | | ● | ● |
| Spruce (16) | ● | | | | ● | ● |
| Sterling Gray (33) | ● | ● | ● | ● | ● | ● |

Cedar Impressions®

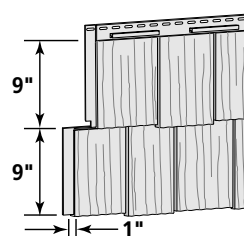
Polymer Shake Siding - Rough-Split Finish

DOUBLE 7" STRAIGHT EDGE ROUGH-SPLIT SHAKES



Product Code: 30141
 Finish: Rough-Split
 Length: 57"
 Exposure: 14"
 Projection: 1"
 Panels/Ctn.: 9
 Squares/Ctn.: .50
 Cartons/Pallet: 16
 lbs./Ctn.: ≤47

DOUBLE 9" STAGGERED ROUGH-SPLIT SHAKES

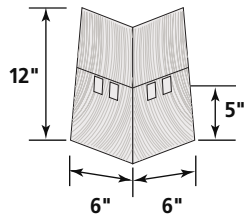


Product Code: 30136
 Finish: Rough-Split
 Length: 57"
 Exposure: 18"
 Projection: 1"
 Panels/Ctn.: 7
 Squares/Ctn.: .50
 Cartons/Pallet: 16
 lbs./Ctn.: ≤50

Cedar Impressions® Accessories

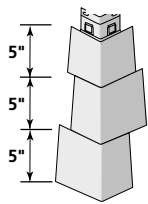
Polymer Siding Products

INDIVIDUAL 5" SAWMILL CORNER



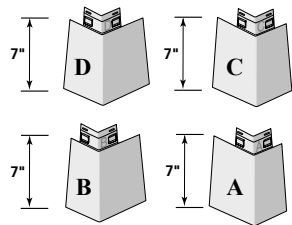
Product Code: 51405
 Finish: Sawmill
 Exposure: 5"
 Pieces/Ctn.: 24
 Lin. Ft./Ctn.: 10'
 Cartons/Pallet: 45
 lbs./Ctn.: ≤ 12

NEW 15" STRAIGHT EDGE SAWMILL OFFSET MITERED CORNERPOST



Product Code: 51406
 Finish: Sawmill
 Pieces/Ctn.: 32
 Lin. Ft./Ctn.: 40'
 Cartons/Pallet: 12
 lbs./Ctn.: ≤ 17

NEW 7" PERFECTION OFFSET MITERED CORNERPOSTS



Product Code: 51459
 Finish: Perfection
 Length: 4 Pieces – 7" each
 Pieces/Ctn.: 40
 Lin. Ft./Ctn.: 23' 4"
 Cartons/Pallet: 24
 lbs./Ctn.: ≤ 15

For use with Single 7" Perfection and Double 7" Perfection 3G

| Product Code | 51405 Individual 5" Sawmill Corner | 51406 15" Straight Edge Sawmill Offset Mitered Cornerpost | 51459 7" Perfection Offset Mitered Cornerposts | | |
|--------------------------|---|---|---|--|--|
| Colonial White (01) | ● | ● | ★ | | |
| Autumn Red (23) | | ● | ★ | | |
| Autumn Yellow (10) | | | ★ | | |
| Bermuda Blue (26) | | | ★ | | |
| Buckskin (41) | | ● | ★ | | |
| Castle Stone (37) | | ★ | ★ | | |
| Charcoal Gray (46) | | ● | ★ | | |
| Cypress (42) | | ● | ★ | | |
| Desert Tan (07) | | ● | ★ | | |
| Espresso (43) | | ★ | ★ | | |
| Flagstone (97) | | ● | ★ | | |
| Forest (47) | | ● | ★ | | |
| Granite Gray (34) | | ● | ★ | | |
| Hearthstone (19) | | ● | ★ | | |
| Heritage Cream (11) | | ● | ★ | | |
| Herringbone (04) | | ● | ★ | | |
| Light Maple (55) | | ● | ★ | | |
| Midnight Blue (45) | | ★ | ★ | | |
| Mountain Cedar (17) | | ● | ★ | | |
| Natural Clay (60) | ● | ● | ★ | | |
| Pacific Blue (27) | | ● | ★ | | |
| Sable Brown (29) | | ● | ★ | | |
| Savannah Wicker (59) | ● | ● | ★ | | |
| Seagrass (30) | ● | ● | ★ | | |
| Slate (44) | | ★ | ★ | | |
| Snow (31) | | | ★ | | |
| Spruce (16) | | ● | ★ | | |
| Sterling Gray (33) | ● | ● | ★ | | |
| ▶ Cedar Blend (79) | | | ● | | |
| ▶ Driftwood Blend (80) | | | ● | | |
| ▶ Natural Blend (78) | | | ● | | |
| ▶ Rustic Blend (82) | | | ● | | |
| Cedar Blend-Light (70) | ● | | | | |
| Cedar Blend-Med. (71) | ● | | | | |
| Cedar Blend-Dark (72) | ● | | | | |
| Driftwood Blend-L. (94) | ● | | | | |
| Driftwood Blend-M. (95) | ● | | | | |
| Driftwood Blend-D. (96) | ● | | | | |
| Natural Blend-Light (86) | ● | | | | |
| Natural Blend-Med. (87) | ● | | | | |
| Natural Blend-Dark (88) | ● | | | | |
| Rustic Blend-Light (73) | ● | | | | |
| Rustic Blend-Med. (74) | ● | | | | |
| Rustic Blend-Dark (75) | ● | | | | |

★ NEW COLOR

▶ CONSISTENT VARIEGATED COLOR THROUGHOUT THE PANEL

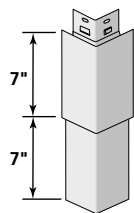
Recommended trim: CertainTeed recommends the use of Restoration Millwork PVC trim for the most authentic look of genuine cedar. If you choose to use CertainTeed vinyl accessories, the following solid colors are the best comparable options:

Natural Blend = Buckskin, Cedar Blend = Cedar Blend Solid,
 Driftwood Blend = Granite Gray or Charcoal Gray, Rustic Blend = Sable Brown

Cedar Impressions® Accessories (continued)

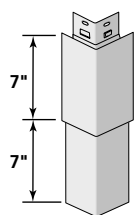
Polymer Siding Products

D7" STAGGERED PERFECTION MITERED CORNERPOST



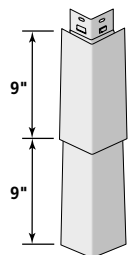
Product Code: 51451
 Finish: Perfection
 Length: 14"
 Pieces/Ctn.: 20
 Lin. Ft./Ctn.: 23' 3"
 Cartons/Pallet: 32
 lbs./Ctn.: ≤14

D7" STRAIGHT EDGE ROUGH-SPLIT MITERED CORNERPOST



Product Code: 51450
 Finish: Rough-Split
 Length: 14"
 Pieces/Ctn.: 20
 Lin. Ft./Ctn.: 23' 4"
 Cartons/Pallet: 24
 lbs./Ctn.: ≤17

D9" STAGGERED ROUGH-SPLIT MITERED CORNERPOST



Product Code: 51432
 Finish: Rough-Split
 Length: 18-1/2"
 Pieces/Ctn.: 20
 Lin. Ft./Ctn.: 31
 Cartons/Pallet: 18
 lbs./Ctn.: ≤21

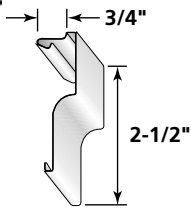
| Product Code | 51451 D7" Staggered Perfection Mitered Cornerpost | 51450 D7" Straight Edge Rough-Split Mitered Cornerpost | 51432 D9" Staggered Rough-Split Mitered Cornerpost |
|----------------------|--|--|---|
| Colonial White (01) | ● | ● | ● |
| Autumn Red (23) | ● | ● | ● |
| Buckskin (41) | ● | ● | ● |
| Charcoal Gray (46) | ● | ● | ● |
| Cypress (42) | ● | ● | ● |
| Desert Tan (07) | ● | | |
| Flagstone (97) | ● | ● | ● |
| Forest (47) | ● | ● | ● |
| Granite Gray (34) | ● | ● | ● |
| Hearthstone (19) | ● | ● | ● |
| Heritage Cream (11) | ● | | |
| Herringbone (04) | ● | | |
| Light Maple (55) | ● | | |
| Mountain Cedar (17) | ● | ● | ● |
| Natural Clay (60) | ● | ● | ● |
| Pacific Blue (27) | ● | ● | ● |
| Sable Brown (29) | ● | ● | ● |
| Savannah Wicker (59) | ● | ● | ● |
| Seagrass (30) | ● | ● | ● |
| Spruce (16) | ● | ● | ● |
| Sterling Gray (33) | ● | ● | ● |

Cedar Impressions® Accessories (continued)

Vinyl Carpentry® Accessories



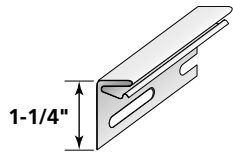
CORNICE MOLDING



Product Code: 55817
 Finish: Matte
 Length: 12' 6"
 Pieces/Ctn.: 10
 Lin. Ft./Ctn.: 125
 Cartons/Pallet: 64
 lbs./Ctn.: ≤ 16

For use with Cornice Receiver or Deluxe F-Channel

CORNICE RECEIVER

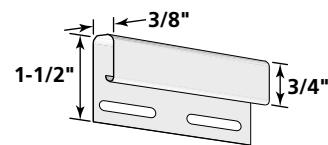


Product Code: 55812
 Finish: Matte
 Length: 12' 6"
 Pieces/Ctn.: 24
 Lin. Ft./Ctn.: 300
 Cartons/Pallet: 35
 lbs./Ctn.: ≤ 28

For use with Cornice Molding, Finish Board and Band Board

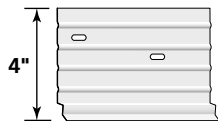


SHAKE/SHINGLE UNDERSILL TRIM



Product Code: 56917
 Finish: Matte
 Length: 12' 6"
 Pieces/Ctn.: 12
 Lin. Ft./Ctn.: 150
 Cartons/Pallet: 84
 lbs./Ctn.: ≤ 13

4" METAL SHINGLE STARTER STRIP



Product Code: 53610
 Finish: Mill
 Length: 10'
 Width: 4"
 Pieces/Ctn.: 25
 Lin. Ft./Ctn.: 250
 Cartons/Pallet: 35
 lbs./Ctn.: ≤ 78

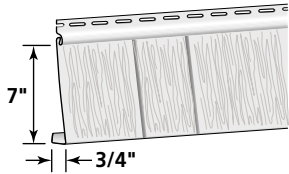
For use with Cedar Impressions Shake and Shingle Panels

| Product Code | 55817 Cornice Molding | 55812 Cornice Receiver | 56917 Shake/ Shingle Undersill Trim | 53610 4" Metal Shingle Starter Strip |
|-------------------------|-----------------------------|------------------------------|---|---|
| No Color | | ● | | ● |
| Colonial White (01) | ● | | ● | |
| Autumn Red (23) | ● | | ● | |
| Autumn Yellow (10) | ● | | ● | |
| Bermuda Blue (26) | ★ | | ★ | |
| Buckskin (41) | ● | | ● | |
| Castle Stone (37) | ● | | ● | |
| Cedar Blend Solid* (48) | + | | + | |
| Charcoal Gray (46) | ● | | ● | |
| Cypress (42) | ● | | ● | |
| Desert Tan (07) | ● | | ● | |
| Espresso (43) | ★ | | ● | |
| Flagstone (97) | ● | | ● | |
| Forest (47) | ● | | ● | |
| Granite Gray (34) | ● | | ● | |
| Hearthstone (19) | ● | | ● | |
| Heritage Cream (11) | ● | | ● | |
| Herringbone (04) | ● | | ● | |
| Light Maple (55) | ● | | ● | |
| Midnight Blue (45) | ● | | ● | |
| Mountain Cedar (17) | ● | | ● | |
| Natural Clay (60) | ● | | ● | |
| Pacific Blue (27) | ● | | ● | |
| Sable Brown (29) | ● | | ● | |
| Sandstone Beige (15) | ● | | ● | |
| Savannah Wicker (59) | ● | | ● | |
| Seagrass (30) | ● | | ● | |
| Slate (44) | ● | | ● | |
| Snow (31) | ● | | ★ | |
| Spruce (16) | ● | | ● | |
| Sterling Gray (33) | ● | | ● | |

+ SOLID COLOR

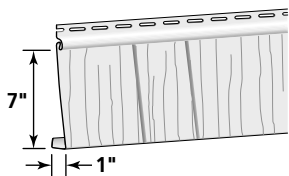
* Solid color accessory used with the Cedar Impressions Single 7" Cedar Blend panel.

**SINGLE 7"
STRAIGHT EDGE
PERFECTION SHINGLES**



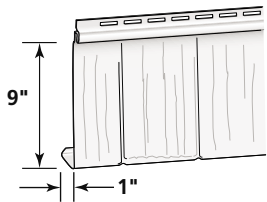
Product Code: 60108
 Finish: Perfection
 Length: 10' 1"
 Exposure: 7"
 Projection: 3/4"
 Panels/Ctn.: 17
 Squares/Ctn.: 1
 Cartons/Pallet: 18
 lbs./Ctn.: ≤65

**SINGLE 7" STRAIGHT EDGE
ROUGH-SPLIT SHAKES**



Product Code: 60106
 Finish: Rough-Split
 Length: 10' 1"
 Exposure: 7"
 Projection: 1"
 Panels/Ctn.: 17
 Squares/Ctn.: 1
 Cartons/Pallet: 19
 lbs./Ctn.: ≤59

**SINGLE 9" STAGGERED
ROUGH-SPLIT SHAKES**



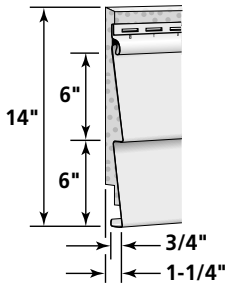
Product Code: 60148
 Finish: Rough-Split
 Length: 10' 4-3/4"
 Exposure: 9"
 Projection: 1"
 Panels/Ctn.: 13
 Squares/Ctn.: 1
 Cartons/Pallet: 14
 lbs./Ctn.: ≤67

| Product Code | 60108 Single 7" Straight Edge Perfection Shingles | 60106 Single 7" Straight Edge Rough-Split Shakes | 60148 Single 9" Staggered Rough-Split Shakes | |
|----------------------|--|---|--|--|
| Autumn Red (23) | ● | ● | ● | |
| Buckskin (41) | ● | ● | ● | |
| Castle Stone (37) | ● | | | |
| Charcoal Gray (46) | ● | | | |
| Colonial White (01) | ● | ● | | |
| Cypress (42) | ● | ● | | |
| Desert Tan (07) | ● | ● | ● | |
| Espresso (43) | ● | | | |
| Flagstone (97) | ● | ● | ● | |
| Granite Gray (34) | ● | ● | ● | |
| Hearthstone (19) | ● | | | |
| Midnight Blue (45) | ● | | | |
| Natural Clay (60) | ● | ● | ● | |
| Pacific Blue (27) | ● | ● | ● | |
| Sable Brown (29) | ● | ● | ● | |
| Sandstone Beige (15) | ● | ● | | |
| Savannah Wicker (59) | ● | ● | ● | |
| Seagrass (30) | ● | | | |
| Slate (44) | ● | | | |
| Sterling Gray (33) | ● | ● | ● | |

CedarBoards™ Insulated Siding

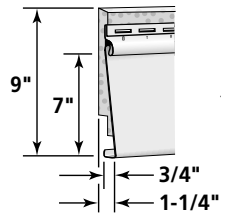
Vinyl Siding Products

DOUBLE 6" CLAPBOARD



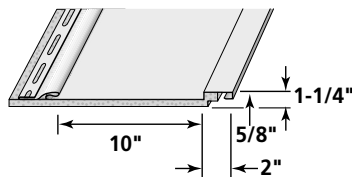
Product Code: 58134
 Finish: Rough Cedar
 Length: 12' 6"
 Thickness: .044"
 Exposure: 12"
 Projection: 1-1/4"*
 Panels/Ctn.: 8
 Squares./Ctn.: 1
 Cartons/Pallet: 9
 lbs./Ctn.: ≤ 63

SINGLE 7" CLAPBOARD



Product Code: 58106
 Finish: Rough Cedar
 Length: 12' 3"
 Thickness: .044"
 Exposure: 7"
 Projection: 1-1/4"*
 Panels/Ctn.: 14
 Squares./Ctn.: 1
 Cartons/Pallet: 12
 lbs./Ctn.: ≤ 56

SINGLE 12" VERTICAL BOARD & BATTEN - 10'

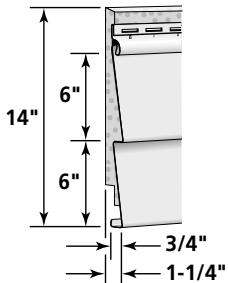


Product Code: 58153
 Finish: Rough Cedar
 Length: 10'
 Thickness: .052"
 Exposure: 12"
 Projection: 1-1/4"*
 Panels/Ctn.: 10
 Squares./Ctn.: 1
 Cartons/Pallet: 9
 lbs./Ctn.: ≤ 59

| Product Code | 58134 Double 6" Clapboard (Rough Cedar) | 58106 Single 7" Clapboard (Rough Cedar) | 58153 Single 12" Vertical Board & Batten - 10' (Rough Cedar) | 58145 Double 6" XL Clapboard (Rough Cedar) | 58144 Single 7" XL Clapboard (Rough Cedar) |
|--------------|---|---|---|---|---|
| COLOR | Buckskin (41) | ● | ● | | |
| | Colonial White (01) | ● | ● | ● | ● |
| | Cypress (42) | ● | ● | ● | ● |
| | Desert Tan (07) | ● | ● | | |
| | Granite Gray (34) | ● | ● | ● | ● |
| | Heritage Cream (11) | ● | ● | | |
| | Light Maple (55) | ● | ● | | |
| | Natural Clay (60) | ● | ● | ● | ● |
| | Oxford Blue (32) | ● | ● | | |
| | Sandstone Beige (15) | ● | ● | | |
| DELUXE | Savannah Wicker (59) | ● | ● | ● | ● |
| | Sterling Gray (33) | ● | ● | ● | ● |
| | Autumn Red (23) | ● | ● | ● | |
| | Charcoal Gray (46) | ● | ● | | ● |
| | Flagstone (97) | ● | ● | | ● |
| | Pacific Blue (27) | ● | | | ● |
| | Sable Brown (29) | ● | ● | | |
| Spruce (16) | ● | ● | | | |

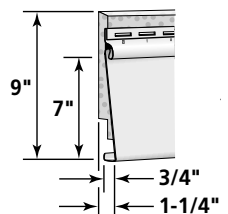
CedarBoards™ XL Extended Length Insulated Siding

DOUBLE 6" - 16' 8" CLAPBOARD



Product Code: 58145
 Finish: Rough Cedar
 Length: 16' 8"
 Thickness: .044"
 Exposure: 12"
 Projection: 1-1/4"*
 Panels/Ctn.: 6
 Squares./Ctn.: 1
 Cartons/Pallet: 12
 lbs./Ctn.: ≤ 54

SINGLE 7" - 16' 8" CLAPBOARD



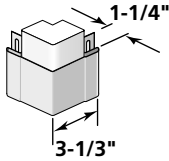
Product Code: 58144
 Finish: Rough Cedar
 Length: 16' 8"
 Thickness: .044"
 Exposure: 7"
 Projection: 1-1/4"*
 Panels/Ctn.: 10
 Squares./Ctn.: 1
 Cartons/Pallet: 12
 lbs./Ctn.: ≤ 57

* Complete Assembly Projection
 ≤ Heaviest weight listed - varies by color.

CedarBoards™ Accessories

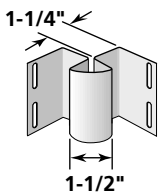
Vinyl Siding Products

1-1/4" CORNERPOST – 10' WOODGRAIN With Foam Insert



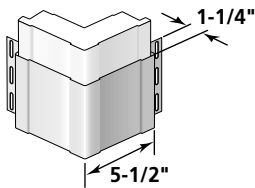
Product Code: 51412
 Finish: Woodgrain
 Length: 10'
 Face: 3-1/3"
 Pieces/Ctn.: 10
 Lin. Ft./Ctn.: 100
 Cartons/Pallet: 12
 lbs./Ctn.: ≤42

1-1/4" INSIDE CORNERPOST



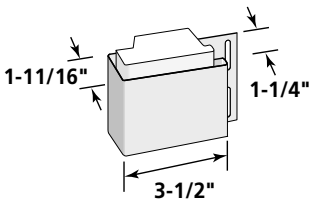
Product Code: 51446
 Finish: Matte
 Length: 10'
 Channel: 1-1/4"
 Pieces/Ctn.: 10
 Lin. Ft./Ctn.: 100
 Cartons/Pallet: 15
 lbs./Ctn.: ≤31

1-1/4" TRADITIONAL SUPERCORNER™ With Foam Insert



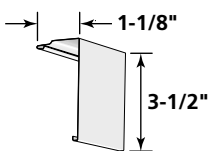
Product Code: 51447
 Finish: Matte
 Length: 20'
 Pieces/Ctn.: 6
 Lin. Ft./Ctn.: 120
 Cartons/Pallet: 8
 lbs./Ctn.: ≤80

3-1/2" LINEAL With Foam Insert



Product Code: 54707
 Finish: Matte
 Length: 20'
 Pieces/Ctn.: 10
 Lin. Ft./Ctn.: 200
 Cartons/Pallet: 23
 lbs./Ctn.: ≤63

FINISH BOARD



Product Code: 55815
 Finish: Rough Cedar
 Length: 12' 6"
 Pieces/Ctn.: 10
 Lin. Ft./Ctn.: 125
 Cartons/Pallet: 49
 lbs./Ctn.: ≤19

For use with Cornice Receiver

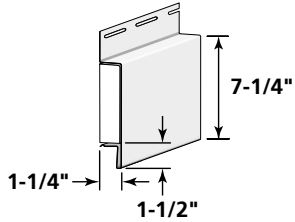
| Product Code | 51412 1-1/4" Cornerpost -10' Woodgrain w/Foam Insert | 51446 1-1/4" Inside Cornerpost | 51447 1-1/4" Traditional SuperCorner w/Foam Insert | 54707 3-1/2" Lineal w/Foam Insert | 55815 Finish Board |
|----------------------|--|---|---|---|--------------------------|
| Colonial White (01) | ● | ● | ● | ● | ● |
| Autumn Red (23) | ● | ● | | | |
| Buckskin (41) | ● | ● | | | |
| Charcoal Gray (46) | ● | ● | | | |
| Cypress (42) | ● | ● | | | |
| Desert Tan (07) | ● | ● | | | |
| Flagstone (97) | ● | ● | | | |
| Granite Gray (34) | ● | ● | | | |
| Heritage Cream (11) | ● | ● | | | |
| Light Maple (55) | ● | ● | | | |
| Natural Clay (60) | ● | ● | | | |
| Oxford Blue (32) | ● | ● | | | |
| Pacific Blue (27) | ● | ● | | | |
| Sable Brown (29) | ● | ● | | | |
| Sandstone Beige (15) | ● | ● | | | |
| Savannah Wicker (59) | ● | ● | | | |
| Spruce (16) | ● | ● | | | |
| Sterling Gray (33) | ● | ● | | | |

* Complete Assembly
 ≤ Heaviest weight listed - varies by color.

CedarBoards™ Accessories (continued)

Vinyl Siding Products

BAND BOARD With Foam Insert



Dimensions shown as installed with Cornice Receiver

Product Code: 55814

Finish: Rough Cedar

Length: 16' 8"

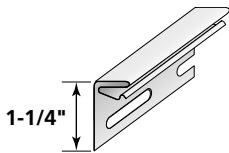
Pieces/Ctn.: 5

Lin. Ft./Ctn.: 82' 5"

Cartons/Pallet: 16

lbs./Ctn.: ≤33

CORNICE RECIEVER



For use with Cornice Molding, Finish Board and Band Board

Product Code: 55812

Finish: Matte

Length: 12' 6"

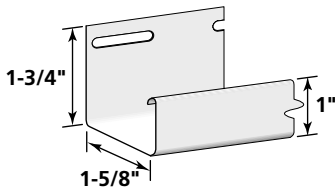
Pieces/Ctn.: 24

Lin. Ft./Ctn.: 300

Cartons/Pallet: 35

lbs./Ctn.: ≤28

1-1/4" POCKET J-CHANNEL



Product Code: 50301

Finish: Matte

Length: 12' 6"

Channel: 1-1/4"

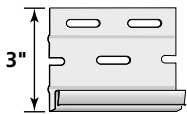
Pieces/Ctn.: 48

Lin. Ft./Ctn.: 600

Cartons/Pallet: 20

lbs./Ctn.: ≤79

STARTER STRIP FOR CEDARBOARDS INSULATED SIDING



Product Code: 53609

Finish: Matte

Length: 12' 6"

Width: 3"

Pieces/Ctn.: 24

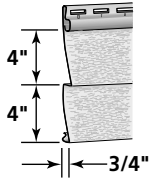
Lin. Ft./Ctn.: 300

Cartons/Pallet: 35

lbs./Ctn.: ≤44

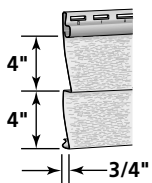
| Product Code | 55814 Band Board w/Foam Insert | 55812 Cornice Receiver | 50301 1-1/4" Pocket J-Channel | 53609 Starter Strip For Insulated Siding | |
|----------------------|---|------------------------------|--|--|--|
| No Color | | ● | | ● | |
| Colonial White (01) | ● | | ● | | |
| Autumn Red (23) | | | ● | | |
| Buckskin (41) | | | ● | | |
| Charcoal Gray (46) | | | ● | | |
| Cypress (42) | | | ● | | |
| Desert Tan (07) | | | ● | | |
| Flagstone (97) | | | ● | | |
| Granite Gray (34) | | | ● | | |
| Heritage Cream (11) | | | ● | | |
| Light Maple (55) | | | ● | | |
| Natural Clay (60) | ● | | ● | | |
| Oxford Blue (32) | | | ● | | |
| Pacific Blue (27) | | | ● | | |
| Sable Brown (29) | | | ● | | |
| Sandstone Beige (15) | | | ● | | |
| Savannah Wicker (59) | | | ● | | |
| Spruce (16) | | | ● | | |
| Sterling Gray (33) | | | ● | | |

DOUBLE 4" CLAPBOARD SOLID COLORS



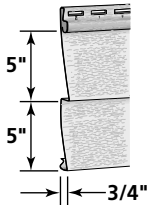
Product Code: 33110
 Finish: Rough Cedar
 Length: 12' 6"
 Thickness: .046"
 Exposure: 8"
 Projection: 3/4"
 Panels/Ctn.: 24
 Squares./Ctn.: 2
 Cartons/Pallet: 12/16*
 lbs./Ctn.: ≤ 110

DOUBLE 4" CLAPBOARD BLEND COLORS



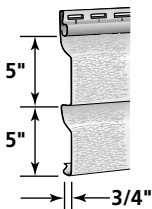
Product Code: 33101
 Finish: Rough Cedar
 Length: 12' 6"
 Thickness: .046"
 Exposure: 8"
 Projection: 3/4"
 Panels/Ctn.: 24
 Squares./Ctn.: 2
 Cartons/Pallet: 12
 lbs./Ctn.: ≤ 110

DOUBLE 5" CLAPBOARD SOLID COLORS



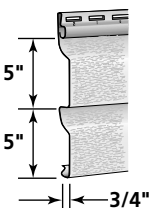
Product Code: 33122
 Finish: Rough Cedar
 Length: 12'
 Thickness: .046"
 Exposure: 10"
 Projection: 3/4"
 Panels/Ctn.: 20
 Squares./Ctn.: 2
 Cartons/Pallet: 8/14**
 lbs./Ctn.: ≤ 102

DOUBLE 5" DUTCHLAP SOLID COLORS



Product Code: 33125
 Finish: Rough Cedar
 Length: 12'
 Thickness: .046"
 Exposure: 10"
 Projection: 3/4"
 Panels/Ctn.: 20
 Squares./Ctn.: 2
 Cartons/Pallet: 10
 lbs./Ctn.: ≤ 105

DOUBLE 5" DUTCHLAP BLEND COLORS



Product Code: 33103
 Finish: Rough Cedar
 Length: 12'
 Thickness: .046"
 Exposure: 10"
 Projection: 3/4"
 Panels/Ctn.: 20
 Squares./Ctn.: 2
 Cartons/Pallet: 10
 lbs./Ctn.: ≤ 105

| Product Code | 33110 Double 4" Clapboard Solid Colors (Rough Cedar) | 33101 Double 4" Clapboard Blend Colors (Rough Cedar) | 33122 Double 5" Clapboard Solid Colors (Rough Cedar) | 33125 Double 5" Dutchlap Solid Colors (Rough Cedar) | 33103 Double 5" Dutchlap Blend Colors (Rough Cedar) |
|----------------------|---|---|---|--|--|
| COLOR | | | | | |
| Autumn Yellow (10) | ● | | | | |
| Buckskin (41) | ● | | ● | ● | |
| Castle Stone (37) | ● | | ● | ● | |
| Colonial White (01) | ● | | ● | ● | |
| Cypress (42) | ● | | ● | ● | |
| Desert Tan (07) | ● | | ● | ● | |
| Granite Gray (34) | ● | | ● | ● | |
| Heritage Cream (11) | ● | | ● | ● | |
| Herringbone (04) | ● | | ● | ● | |
| Light Maple (55) | ● | | ● | ● | |
| Natural Clay (60) | ● | | ● | ● | |
| Oxford Blue (32) | ● | | ● | ● | |
| Sandstone Beige (15) | ● | | ● | ● | |
| Savannah Wicker (59) | ● | | ● | ● | |
| Seagrass (30) | ● | | ● | ● | |
| Sterling Gray (33) | ● | | ● | ● | |
| Wedgewood Blue (89) | ● | | ● | ● | |
| Weathered Wood (90) | ● | | ● | ● | |
| DELUXE | | | | | |
| Autumn Red (23) | ● | | ● | ● | |
| Brownstone (40) | ● | | ● | ● | |
| Charcoal Gray (46) | ● | | ● | ● | |
| Espresso (43) | ● | | ● | ● | |
| Flagstone (97) | ● | | ● | ● | |
| Forest (47) | ● | | ● | ● | |
| Hearthstone (19) | ● | | ● | ● | |
| Melrose (39) | ● | | ● | ● | |
| Midnight Blue (45) | ● | | ● | ● | |
| Mountain Cedar (17) | ● | | | | |
| Pacific Blue (27) | ● | | ● | ● | |
| Sable Brown (29) | ● | | ● | ● | |
| Slate (44) | ● | | ● | ● | |
| Spruce (16) | ● | | ● | ● | |
| PREMIUM | | | | | |
| Arbor Blend (57) | | ● | | | ● |
| Cedar Blend (79) | | ● | | | ● |
| Driftwood Blend (80) | | ● | | | ● |
| Frontier Blend (51) | | ● | | | ● |
| Natural Blend (78) | | ● | | | ● |
| Rustic Blend (82) | | ● | | | ● |
| Weathered Blend (53) | | ● | | | ● |

* 12 Cartons/Pallet: Autumn Red, Brownstone, Charcoal Gray, Espresso, Flagstone, Forest, Hearthstone, Melrose, Midnight Blue, Mountain Cedar, Pacific Blue, Sable Brown, Slate and Spruce. 16 Cartons/Pallet: All other colors.

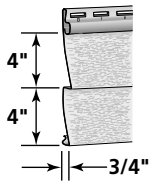
** 8 Cartons/Pallet: Autumn Red, Brownstone, Charcoal Gray, Espresso, Flagstone, Forest, Hearthstone, Melrose, Midnight Blue, Pacific Blue, Sable Brown, Slate and Spruce. 14 Cartons/Pallet: All other colors.

Monogram[®] XL

Extended Length Siding

Vinyl Siding Products

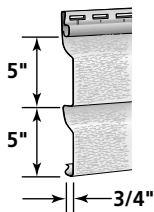
DOUBLE 4" CLAPBOARD-16' 8"



Product Code: 33114

Finish: Rough Cedar
 Length: 16' 8"
 Thickness: .046"
 Exposure: 8"
 Projection: 3/4"
 Panels/Ctn.: 18
 Squares./Ctn.: 2
 Cartons/Pallet: 16
 lbs./Ctn.: ≤ 112

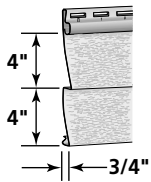
DOUBLE 5" DUTCHLAP-16'



Product Code: 33126

Finish: Rough Cedar
 Length: 16'
 Thickness: .046"
 Exposure: 10"
 Projection: 3/4"
 Panels/Ctn.: 15
 Squares./Ctn.: 2
 Cartons/Pallet: 14
 lbs./Ctn.: ≤ 107

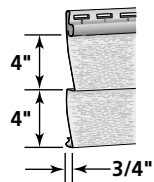
DOUBLE 4" CLAPBOARD-20'



Product Code: 33139

Finish: Rough Cedar
 Length: 20'
 Thickness: .046"
 Exposure: 8"
 Projection: 3/4"
 Panels/Ctn.: 15
 Squares./Ctn.: 2
 Cartons/Pallet: 16
 lbs./Ctn.: ≤ 114

DOUBLE 4" CLAPBOARD - 25'



Product Code: 33145

Finish: Rough Cedar
 Length: 25'
 Thickness: .046"
 Exposure: 8"
 Projection: 3/4"
 Panels/Ctn.: 12
 Squares./Ctn.: 2
 Cartons/Pallet: 16
 lbs./Ctn.: ≤ 116

| Product Code | 33114 Double 4" Clapboard - 16' 8" (Rough Cedar) | 33126 Double 5" Dutchlap - 16' (Rough Cedar) | 33139 Double 4" Clapboard - 20' (Rough Cedar) | 33145 Double 4" Clapboard - 25' (Rough Cedar) | |
|--------------|---|---|--|--|---|
| COLOR | Castle Stone (37) | ● | | ● | ● |
| | Colonial White (01) | ● | ● | ● | ● |
| | Cypress (42) | ● | ● | ● | ● |
| | Granite Gray (34) | ● | ● | ● | ● |
| | Heritage Cream (11) | ● | ● | ● | ● |
| | Natural Clay (60) | ● | ● | ● | ● |
| | Oxford Blue (32) | ● | ● | ● | ● |
| | Savannah Wicker (59) | ● | ● | ● | ● |
| DELUXE | Sterling Gray (33) | ● | ● | ● | ● |
| | Brownstone (40) | ● | | ● | ● |
| | Charcoal Gray (46) | ● | | ● | ● |
| | Espresso (43) | ● | | ● | ● |
| | Melrose (39) | ● | | ● | ● |
| | Midnight Blue (45) | ● | | ● | ● |
| | Pacific Blue (27) | ● | | ● | ● |
| | Sable Brown (29) | ● | | ● | ● |
| Slate (44) | ● | | ● | ● | |

Monogram XL 25' lengths are in stock and can be ordered with standard lead times. Minimum order requirement for 25' lengths:

Stocking Distributor

- One pallet minimum in full pallet quantities
- Each pallet must be the same profile – can mix colors on same pallet
- Orders above one pallet must be ordered in **even full pallet quantities** (2, 4, 6 or 8 pallets)

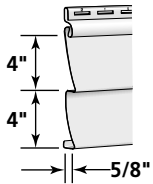
Non-Stocking Distributor

- Two pallet minimum in full pallet quantities with no surcharge
- Each pallet must be the same profile – can mix colors on same pallet
- Orders above one pallet must be ordered in **even full pallet quantities** (2, 4, 6 or 8 pallets)



DOUBLE 4" CLAPBOARD

COLORS

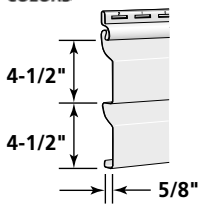


Product Code: 36110
 Finish: Select Cedar
 Length: 12' 6"
 Thickness: .044"
 Exposure: 8"
 Projection: 5/8"
 Panels/Ctn.: 24
 Squares/Ctn.: 2
 Cartons/Pallet: 16
 lbs./Ctn.: ≤ 106



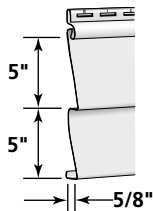
DOUBLE 4-1/2" DUTCHLAP

COLORS



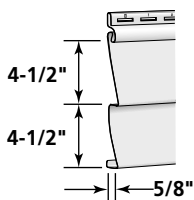
Product Code: 36119
 Finish: Select Cedar
 Length: 12' 1"
 Thickness: .044"
 Exposure: 9"
 Projection: 5/8"
 Panels/Ctn.: 22
 Squares/Ctn.: 2
 Cartons/Pallet: 16
 lbs./Ctn.: ≤ 102

DOUBLE 5" CLAPBOARD



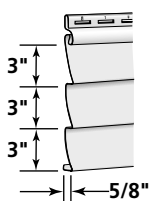
Product Code: 36122
 Finish: Select Cedar
 Length: 12'
 Thickness: .044"
 Exposure: 10"
 Projection: 5/8"
 Panels/Ctn.: 20
 Squares/Ctn.: 2
 Cartons/Pallet: 17
 lbs./Ctn.: ≤ 99

DOUBLE 4-1/2" CLAPBOARD



Product Code: 36118
 Finish: Smooth
 Length: 12' 1"
 Thickness: .044"
 Exposure: 9"
 Projection: 5/8"
 Panels/Ctn.: 22
 Squares/Ctn.: 2
 Cartons/Pallet: 14
 lbs./Ctn.: ≤ 106

TRIPLE 3" CLAPBOARD



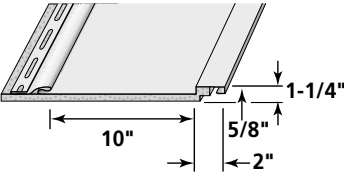
Product Code: 36132
 Finish: Smooth
 Length: 12' 1"
 Thickness: .044"
 Exposure: 9"
 Projection: 5/8"
 Panels/Ctn.: 22
 Squares/Ctn.: 2
 Cartons/Pallet: 14
 lbs./Ctn.: ≤ 111

| Product Code | 36110 Double 4" Clapboard (Select Cedar) | 36119 Double 4-1/2" Dutchlap (Select Cedar) | 36122 Double 5" Clapboard (Select Cedar) | 36118 Double 4-1/2" Clapboard (Smooth) | 36132 Triple 3" Clapboard (Smooth) |
|----------------------|--|--|--|--|---|
| Autumn Yellow (10) | ● | ● | ● | | |
| Buckskin (41) | ● | ● | | | |
| Castle Stone (37) | ● | ● | | | |
| Colonial White (01) | ● | ● | ● | ● | ● |
| Cypress (42) | ● | ● | ● | ● | ● |
| Desert Tan (07) | ● | ● | ● | | |
| Granite Gray (34) | ● | ● | ● | ● | ● |
| Heritage Cream (11) | ● | ● | ● | | |
| Herringbone (04) | ● | ● | ● | ● | ● |
| Light Maple (55) | ● | ● | ● | | |
| Natural Clay (60) | ● | ● | ● | ● | ● |
| Oxford Blue (32) | ● | ● | ● | | |
| Savannah Wicker (59) | ● | ● | ● | ● | ● |
| Seagrass (30) | ● | ● | ● | | |
| Smoky Gray (83) | ★ | ★ | | | |
| Sterling Gray (33) | ● | ● | ● | ● | ● |
| Autumn Red (23) | ● | ● | | | |
| Charcoal Gray (46) | ● | ● | | | |
| Espresso (43) | ● | ● | | | |
| Flagstone (97) | ● | ★ | | | |
| Forest (47) | ● | ● | | | |
| Hearthstone (19) | ● | ★ | | | |
| Melrose (39) | ★ | ★ | | | |
| Midnight Blue (45) | ● | ● | | | |
| Mountain Cedar (17) | ● | ★ | | | |
| Olive Grove (84) | ★ | ★ | | | |
| Pacific Blue (27) | ● | ★ | | | |
| Sable Brown (29) | ● | ★ | | | |
| Slate (44) | ● | ● | | | |
| Spruce (16) | ● | ★ | | | |

Board & Batten

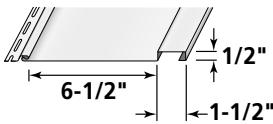
Vinyl Siding Products

SINGLE 12" VERTICAL BOARD & BATTEN – 10' INSULATED



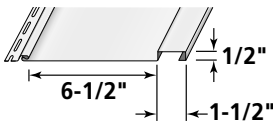
Product Code: 58153
 Finish: Rough Cedar
 Length: 10'
 Thickness: .052"
 Exposure: 12"
 Projection: 1-1/4"*
 Panels/Ctn.: 10
 Squares./Ctn.: 1
 Cartons/Pallet: 9
 lbs./Ctn.: ≤ 59

SINGLE 8" VERTICAL BOARD & BATTEN – 12' 6"



Product Code: 34137
 Finish: Rough Cedar
 Length: 12' 6"
 Thickness: .048"
 Exposure: 8"
 Projection: 1/2"
 Panels/Ctn.: 12
 Squares./Ctn.: 1
 Cartons/Pallet: 28
 lbs./Ctn.: ≤ 57

SINGLE 8" VERTICAL BOARD & BATTEN – 10'



Product Code: 34138
 Finish: Rough Cedar
 Length: 10'
 Thickness: .048"
 Exposure: 8"
 Projection: 1/2"
 Panels/Ctn.: 15
 Squares./Ctn.: 1
 Cartons/Pallet: 24
 lbs./Ctn.: ≤ 55

SINGLE 7" VERTICAL BOARD & BATTEN – 10'



Product Code: 34136
 Finish: Rough Cedar
 Length: 10'
 Thickness: .052"
 Exposure: 7"
 Projection: 1/2"
 Panels/Ctn.: 34
 Squares./Ctn.: 2
 Cartons/Pallet: 12
 lbs./Ctn.: ≤ 112

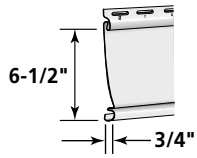
| | Product Code | 58153 Single 12" Vertical Board & Batten - 10' (Rough Cedar) Insulated | 34137 Single 8" Vertical Board & Batten - 12' 6" (Rough Cedar) | 34138 Single 8" Vertical Board & Batten - 10' (Rough Cedar) | 34136 Single 7" Vertical Board & Batten - 10' (Rough Cedar) |
|--------------------|----------------------|---|---|--|--|
| COLOR | Castle Stone (37) | | | | ● |
| | Colonial White (01) | ● | ● | ● | ● |
| | Cypress (42) | ● | ● | ● | ● |
| | Desert Tan (07) | | ● | ● | |
| | Granite Gray (34) | ● | ● | ● | ● |
| | Herringbone (04) | | ● | ● | ● |
| | Light Maple (55) | | ● | ● | |
| | Natural Clay (60) | ● | ● | ● | ● |
| | Sandstone Beige (15) | | ● | ● | |
| | Savannah Wicker (59) | ● | ● | ● | ● |
| Sterling Gray (33) | ● | ● | ● | ● | |
| DELUXE | Autumn Red (23) | ● | | | ● |
| | Brownstone (40) | | | | ● |
| | Charcoal Gray (46) | | | | ● |
| | Espresso (43) | | | | ● |
| | Flagstone (97) | | | | ● |
| | Forest (47) | | | | ● |
| | Hearthstone (19) | | | | ● |
| | Melrose (39) | | | | ● |
| | Midnight Blue (45) | | | | ● |
| | Mountain Cedar (17) | | | | ● |
| Pacific Blue (27) | | | | ● | |
| Sable Brown (29) | | | | ● | |
| Slate (44) | | | | ● | |
| Spruce (16) | | | | ● | |

* Complete Assembly
 ≤ Heaviest weight listed - varies by color.

Carolina Beaded™

Vinyl Siding Products

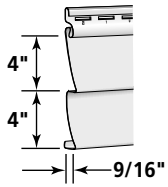
**SINGLE 6-1/2"
BEADED**



Product Code: 38102
 Finish: Brushed
 Length: 12' 4"
 Thickness: .044"
 Exposure: 6-1/2"
 Projection: 3/4"
 Panels/Ctn.: 30
 Squares/Ctn.: 2
 Cartons/Pallet: 12
 lbs./Ctn.: ≤ 111

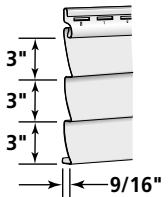
| Product Code | 38102 | |
|----------------------|---|--|
| | Single 6-1/2" Beaded (Brushed) | |
| Castle Stone (37) | ● | |
| Colonial White (01) | ● | |
| Cypress (42) | ● | |
| Desert Tan (07) | ● | |
| Granite Gray (34) | ● | |
| Heritage Cream (11) | ● | |
| Herringbone (04) | ● | |
| Light Maple (55) | ● | |
| Natural Clay (60) | ● | |
| Oxford Blue (32) | ● | |
| Sandstone Beige (15) | ● | |
| Savannah Wicker (59) | ● | |
| Seagrass (30) | ● | |
| Snow (31) | ● | |
| Sterling Gray (33) | ● | |

DOUBLE 4" CLAPBOARD



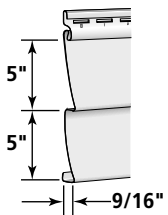
Product Code: 39110
 Finish: Woodgrain
 Length: 12' 6"
 Thickness: .042"
 Exposure: 8"
 Projection: 9/16"
 Panels/Ctn.: 24
 Squares./Ctn.: 2
 Cartons/Pallet: 16
 lbs./Ctn.: ≤99

TRIPLE 3" CLAPBOARD



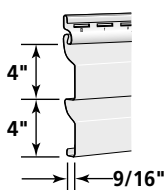
Product Code: 39131
 Finish: Brushed
 Length: 12' 1"
 Thickness: .042"
 Exposure: 9"
 Projection: 9/16"
 Panels/Ctn.: 22
 Squares./Ctn.: 2
 Cartons/Pallet: 14
 lbs./Ctn.: ≤100

DOUBLE 5" CLAPBOARD



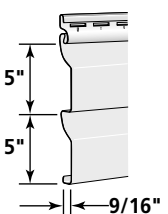
Product Code: 39122
 Finish: Woodgrain
 Length: 12'
 Thickness: .042"
 Exposure: 10"
 Projection: 9/16"
 Panels/Ctn.: 20
 Squares./Ctn.: 2
 Cartons/Pallet: 17
 lbs./Ctn.: ≤93

DOUBLE 4" DUTCHLAP



Product Code: 39113
 Finish: Woodgrain
 Length: 12' 6"
 Thickness: .042"
 Exposure: 8"
 Projection: 9/16"
 Panels/Ctn.: 24
 Squares./Ctn.: 2
 Cartons/Pallet: 16
 lbs./Ctn.: ≤101

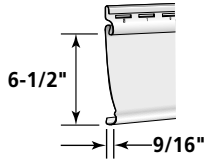
DOUBLE 5" DUTCHLAP



Product Code: 39125
 Finish: Woodgrain
 Length: 12'
 Thickness: .042"
 Exposure: 10"
 Projection: 9/16"
 Panels/Ctn.: 20
 Squares./Ctn.: 2
 Cartons/Pallet: 14
 lbs./Ctn.: ≤93

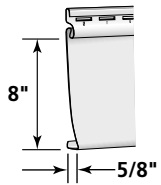
| Product Code | 39110 Double 4" Clapboard (Woodgrain) | 39131 Triple 3" Clapboard (Brushed) | 39122 Double 5" Clapboard (Woodgrain) | 39113 Double 4" Dutchlap (Woodgrain) | 39125 Double 5" Dutchlap (Woodgrain) |
|----------------------|--|--|--|---|---|
| Autumn Yellow (10) | ● | | ● | ● | ● |
| Buckskin (41) | ● | | ● | ● | ● |
| Castle Stone (37) | ● | | ● | ● | ● |
| Colonial White (01) | ● | ● | ● | ● | ● |
| Cypress (42) | ● | | ● | ● | ● |
| Desert Tan (07) | ● | ● | ● | ● | ● |
| Granite Gray (34) | ● | | ● | ● | ● |
| Heritage Cream (11) | ● | ● | ● | ● | ● |
| Herringbone (04) | ● | | ● | ● | ● |
| Light Maple (55) | ● | ● | ● | ● | ● |
| Natural Clay (60) | ● | ● | ● | ● | ● |
| Oxford Blue (32) | ● | ● | ● | ● | ● |
| Sandstone Beige (15) | ● | ● | ● | ● | ● |
| Savannah Wicker (59) | ● | ● | ● | ● | ● |
| Seagrass (30) | ● | | ● | ● | ● |
| Snow (31) | ● | ● | ● | ● | ● |
| Sterling Gray (33) | ● | ● | ● | ● | ● |
| Autumn Red (23) | ● | | ● | ● | ● |
| Charcoal Gray (46) | ● | | ● | ● | ● |
| Flagstone (97) | ● | | ● | ● | ● |
| Forest (47) | ● | | ● | ● | ● |
| Hearthstone (19) | ● | | ● | ● | ● |
| Pacific Blue (27) | ● | | ● | ● | ● |
| Sable Brown (29) | ● | | ● | ● | ● |
| Spruce (16) | ● | | ● | ● | ● |

SINGLE 6-1/2" BEADED



Product Code: 39102
 Finish: Brushed
 Length: 12' 4"
 Thickness: .042"
 Exposure: 6-1/2"
 Projection: 9/16"
 Panels/Ctn.: 30
 Squares./Ctn.: 2
 Cartons/Pallet: 15
 lbs./Ctn.: ≤ 71

SINGLE 8" CLAPBOARD



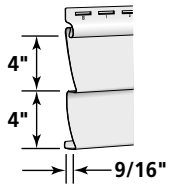
Product Code: 39104
 Finish: Woodgrain
 Length: 12' 6"
 Thickness: .042"
 Exposure: 8"
 Projection: 5/8"
 Panels/Ctn.: 24
 Squares./Ctn.: 2
 Cartons/Pallet: 16
 lbs./Ctn.: ≤ 96

| | Product Code | 39102 Single 6-1/2" Beaded (Brushed) | 39104 Single 8" Clapboard (Woodgrain) | |
|-------|----------------------|--|--|--|
| COLOR | Colonial White (01) | ● | ● | |
| | Cypress (42) | ● | | |
| | Desert Tan (07) | ● | | |
| | Granite Gray (34) | ● | | |
| | Natural Clay (60) | ● | | |
| | Sandstone Beige (15) | ● | | |
| | Savannah Wicker (59) | ● | | |
| | Sterling Gray (33) | ● | | |

Wolverine American Legend™

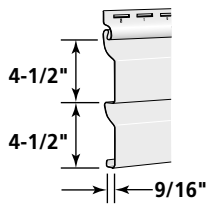
Vinyl Siding Products

DOUBLE 4" CLAPBOARD



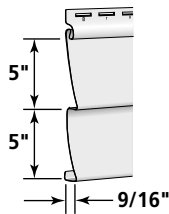
Product Code: 40110
 Finish: Woodgrain
 Length: 12' 6"
 Thickness: .042"
 Exposure: 8"
 Projection: 9/16"
 Panels/Ctn.: 24
 Squares./Ctn.: 2
 Cartons/Pallet: 16
 lbs./Ctn.: ≤ 100

DOUBLE 4-1/2" DUTCHLAP



Product Code: 40119
 Finish: Woodgrain
 Length: 12' 1"
 Thickness: .042"
 Exposure: 9"
 Projection: 9/16"
 Panels/Ctn.: 22
 Squares./Ctn.: 2
 Cartons/Pallet: 16
 lbs./Ctn.: ≤ 97

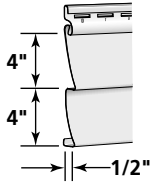
DOUBLE 5" CLAPBOARD



Product Code: 40122
 Finish: Woodgrain
 Length: 12'
 Thickness: .042"
 Exposure: 10"
 Projection: 9/16"
 Panels/Ctn.: 20
 Squares./Ctn.: 2
 Cartons/Pallet: 20
 lbs./Ctn.: ≤ 93

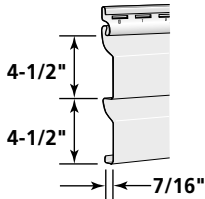
| | Product Code | 40110 Double 4" Clapboard (Woodgrain) | 40119 Double 4-1/2" Dutchlap (Woodgrain) | 40122 Double 5" Clapboard (Woodgrain) | |
|--------------------|----------------------|--|--|--|--|
| COLOR | Autumn Yellow (10) | ● | ● | | |
| | Buckskin (41) | ● | ● | | |
| | Colonial White (01) | ● | ● | ● | |
| | Cypress (42) | ● | ● | ● | |
| | Desert Tan (07) | ● | ● | ● | |
| | Granite Gray (34) | ● | ● | ● | |
| | Heritage Cream (11) | ● | ● | ● | |
| | Herringbone (04) | ● | ● | ● | |
| | Light Maple (55) | ● | ● | | |
| | Natural Clay (60) | ● | ● | ● | |
| | Oxford Blue (32) | ● | ● | ● | |
| | Savannah Wicker (59) | ● | ● | ● | |
| | Seagrass (30) | ● | ● | ● | |
| Snow (31) | ● | ● | ● | | |
| Sterling Gray (33) | ● | ● | ● | | |
| DELUXE | Autumn Red (23) | ● | ● | ● | |
| | Charcoal Gray (46) | ● | ● | ● | |
| | Flagstone (97) | ● | ● | ● | |
| | Forest (47) | ● | ● | ● | |
| | Hearthstone (19) | ● | ● | ● | |
| | Spruce (16) | ● | ● | ● | |

DOUBLE 4" CLAPBOARD



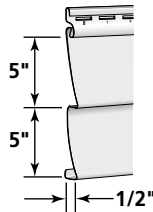
Product Code: 43110
 Finish: Woodgrain
 Length: 12' 6"
 Thickness: .040"
 Exposure: 8"
 Projection: 1/2"
 Panels/Ctn.: 24
 Squares/Ctn.: 2
 Cartons/Pallet: 16
 lbs./Ctn.: ≤88

DOUBLE 4-1/2" DUTCHLAP



Product Code: 43119
 Finish: Woodgrain
 Length: 12' 1"
 Thickness: .040"
 Exposure: 9"†
 Projection: 7/16"
 Panels/Ctn.: 22
 Squares/Ctn.: 2
 Cartons/Pallet: 16
 lbs./Ctn.: ≤86

DOUBLE 5" CLAPBOARD



Product Code: 43122
 Finish: Woodgrain
 Length: 12'
 Thickness: .040"
 Exposure: 10"
 Projection: 1/2"
 Panels/Ctn.: 20
 Squares/Ctn.: 2
 Cartons/Pallet: 17
 lbs./Ctn.: ≤84

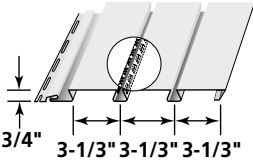
| Product Code | 43110 Double 4" Clapboard (Woodgrain) | 43119 Double 4-1/2" Dutchlap (Woodgrain) | 43122 Double 5" Clapboard (Woodgrain) | |
|----------------------|--|--|--|--|
| Buckskin (41) | ● | ● | | |
| Castle Stone (37) | ● | ● | ● | |
| Colonial White (01) | ● | ● | ● | |
| Cypress (42) | ● | ● | ● | |
| Desert Tan (07) | ● | ● | ● | |
| Heritage Cream (11) | ● | ● | | |
| Herringbone (04) | ● | ● | ● | |
| Light Maple (55) | ● | ● | ● | |
| Natural Clay (60) | ● | ● | ● | |
| Oxford Blue (32) | ● | ● | ● | |
| Sandstone Beige (15) | ● | ● | ● | |
| Savannah Wicker (59) | ● | ● | ● | |
| Seagrass (30) | ● | ● | ● | |
| Snow (31) | ● | ● | ● | |
| Sterling Gray (33) | ● | ● | ● | |

† Dimensions shown are nominal.

≤ Heaviest weight listed - varies by color.

Triple 3-1/3" Soffit

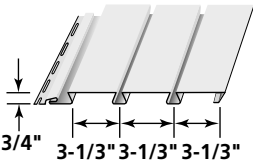
TRIPLE 3-1/3" INVISIVENT® (Soffit Use Only)



Ventilation (NFA/Sq. Ft.: 10")

Product Code: 46228
 Finish: Matte
 Length: 12'
 Thickness: .044"
 Exposure: 10"
 Projection: 3/4"
 Panels/Ctn.: 10
 Squares./Ctn.: 1
 Cartons/Pallet: 20
 lbs./Ctn.: ≤ 62

TRIPLE 3-1/3" SOLID VERTICAL SIDING & SOFFIT



Product Code: 46229
 Finish: Matte
 Length: 12'
 Thickness: .044"
 Exposure: 10"
 Projection: 3/4"
 Panels/Ctn.: 10
 Squares./Ctn.: 1
 Cartons/Pallet: 20
 lbs./Ctn.: ≤ 65

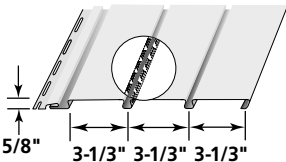
Vinyl Carpentry® Soffit & Vertical Siding

| Product Code | 46228 Triple 3-1/3" InvisiVent® Soffit (Soffit Use Only) (Matte) | 46229 Triple 3-1/3" Solid Soffit & Vertical Siding (Matte) | 46230 Perimeter Hidden Vent Soffit (Soffit Use Only) (Matte) | 46231 Perimeter Solid Soffit & Vertical Siding (Matte) |
|----------------------|---|---|---|---|
| Charcoal Gray (46) | | | ● | ● |
| Colonial White (01) | ● | ● | ● | ● |
| Desert Tan (07) | ● | ● | ● | ● |
| Granite Gray (34) | ● | ● | ● | ● |
| Natural Clay (60) | ● | ● | ● | ● |
| Sandstone Beige (15) | ● | ● | ● | ● |
| Savannah Wicker (59) | ● | ● | ● | ● |
| Snow (31) | ● | ● | ● | ● |

Note: All vented soffits are soffit use only.

Perimeter™ Triple 3-1/3" Soffit

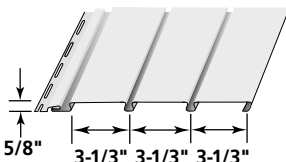
PERIMETER TRIPLE 3-1/3" HIDDEN VENT SOFFIT (Soffit Use Only)



Ventilation (NFA/Sq. Ft.: 9.65")

Product Code: 46230
 Finish: Matte
 Length: 12'
 Thickness: .040"
 Exposure: 10"
 Projection: 5/8"
 Panels/Ctn.: 20
 Squares/Ctn.: 2
 Cartons/Pallet: 14
 lbs./Ctn.: ≤ 94

PERIMETER TRIPLE 3-1/3" SOLID VERTICAL SIDING & SOFFIT

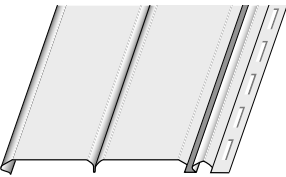


Product Code: 46231
 Finish: Matte
 Length: 12'
 Thickness: .040"
 Exposure: 10"
 Projection: 5/8"
 Panels/Ctn.: 20
 Squares/Ctn.: 2
 Cartons/Pallet: 14
 lbs./Ctn.: ≤ 103

≤ Heaviest weight listed - varies by color.

Chamfer Board™ Vertical Siding & Porch Panel

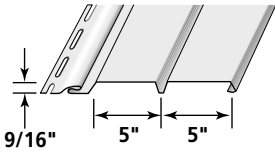
DOUBLE 5" SOLID VERTICAL SIDING & PORCH PANEL



Product Code: 32100
 Finish: Brushed
 Length: 12'
 Thickness: .044"
 Exposure: 10"
 Projection: 9/16"
 Panels/Ctn.: 20
 Squares/Ctn.: 2
 Cartons/Pallet: 14
 lbs./Ctn.: ≤ 77

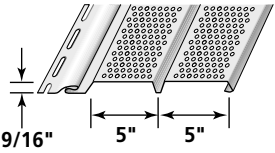
Ironmax™ Soffit

DOUBLE 5" SOLID SOFFIT & VERTICAL SIDING



Product Code: 47201
 Finish: Woodgrain
 Length: 12'
 Thickness: .046"
 Exposure: 10"
 Projection: 9/16"
 Panels/Ctn.: 20
 Squares/Ctn.: 2
 Cartons/Pallet: 14
 lbs./Ctn.: ≤ 104

DOUBLE 5" FULLY VENTED SOFFIT (Soffit Use Only)



Product Code: 47205
 Finish: Woodgrain
 Length: 12'
 Thickness: .046"
 Exposure: 10"
 Projection: 9/16"
 Panels/Ctn.: 20
 Squares/Ctn.: 2
 Cartons/Pallet: 14
 lbs./Ctn.: ≤ 101

Ventilation (NFA/Sq. Ft.: 6.4")

Vinyl Carpentry® Soffit & Vertical Siding

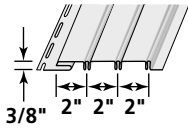
| Product Code | 32100 Double 5" Solid Vertical Siding & Porch Panel (Brushed) | 47201 Double 5" Solid Soffit & Vertical Siding (Woodgrain) | 47205 Double 5" Fully Vented Soffit (Soffit Use Only) (Woodgrain) | |
|----------------------|--|---|--|--|
| Colonial White (01) | ● | ● | ● | |
| Desert Tan (07) | | ● | ● | |
| Granite Gray (34) | | ● | ● | |
| Light Maple (55) | | ● | ● | |
| Natural Clay (60) | | ● | ● | |
| Sable Brown (29) | | + | ● | |
| Sandstone Beige (15) | | ● | ● | |
| Savannah Wicker (59) | | ● | ● | |
| Snow (31) | | ● | ● | |
| Sterling Gray (33) | | ● | ● | |

Note: All vented soffits are soffit use only. + Soffit Use Only

Beaded Soffit

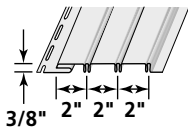
Vinyl Carpentry® Soffit & Vertical Siding

TRIPLE 2" SOLID SOFFIT & VERTICAL SIDING



Product Code: 46209
 Finish: Smooth
 Length: 12' 6"
 Thickness: .039"
 Exposure: 6"
 Projection: 3/8"
 Panels/Ctn.: 16
 Squares./Ctn.: 1
 Cartons/Pallet: 20
 lbs./Ctn.: ≤65

TRIPLE 2" VENTED SOFFIT (Soffit Use Only)



Product Code: 46211
 Finish: Smooth
 Length: 12' 6"
 Thickness: .039"
 Exposure: 6"
 Projection: 3/8"
 Panels/Ctn.: 16
 Squares./Ctn.: 1
 Cartons/Pallet: 20
 lbs./Ctn.: ≤64

Invisibly-Vented (NFA/Sq. Ft.: 1.6")

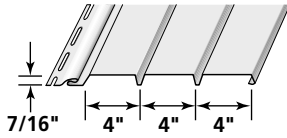
| Product Code | 46209 Triple 2" Solid Soffit & Vertical Siding (Smooth) | 46211 Triple 2" Vented Soffit (Soffit Use Only) (Smooth) | |
|--------------|--|--|---|
| COLOR | Colonial White (01) | ● | ● |
| | Desert Tan (07) | ● | ● |
| | Natural Clay (60) | ● | ● |
| | Sandstone Beige (15) | ● | ● |
| | Savannah Wicker (59) | ● | ● |
| | Snow (31) | ● | ● |
| | Sterling Gray (33) | ● | ● |

Note: All vented soffits are soffit use only.

Universal Soffit

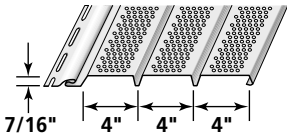
Vinyl Carpentry® Soffit & Vertical Siding

TRIPLE 4" SOLID SOFFIT & VERTICAL SIDING



Product Code: 48216
 Finish: Matte
 Length: 12'
 Thickness: .040"
 Exposure: 12"†
 Projection: 7/16"
 Panels/Ctn.: 16
 Square Ft./Ctn.: 192
 Cartons/Pallet: 18
 lbs./Ctn.: ≤82

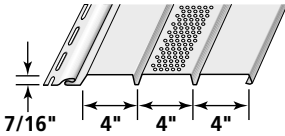
TRIPLE 4" FULLY VENTED SOFFIT (Soffit Use Only)



Product Code: 48224
 Finish: Matte
 Length: 12'
 Thickness: .040"
 Exposure: 12"†
 Projection: 7/16"
 Panels/Ctn.: 16
 Square Ft./Ctn.: 192
 Cartons/Pallet: 18
 lbs./Ctn.: ≤80

Ventilation (NFA/Sq. Ft.: 5.9")

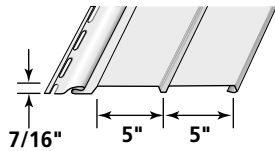
TRIPLE 4" CENTER VENTED SOFFIT (Soffit Use Only)



Product Code: 48220
 Finish: Matte
 Length: 12'
 Thickness: .040"
 Exposure: 12"†
 Projection: 7/16"
 Panels/Ctn.: 16
 Square Ft./Ctn.: 192
 Cartons/Pallet: 18
 lbs./Ctn.: ≤81

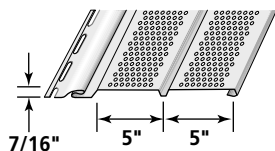
Ventilation (NFA/Sq. Ft.: 2")

DOUBLE 5" SOLID SOFFIT (Soffit Use Only)



Product Code: 48222
 Finish: Woodgrain
 Length: 12'
 Thickness: .040"
 Exposure: 10"
 Projection: 7/16"
 Panels/Ctn.: 20
 Squares/Ctn.: 2
 Cartons/Pallet: 17
 lbs./Ctn.: ≤94

DOUBLE 5" FULLY VENTED SOFFIT (Soffit Use Only)



Product Code: 48223
 Finish: Woodgrain
 Length: 12'
 Thickness: .040"
 Exposure: 10"
 Projection: 7/16"
 Panels/Ctn.: 20
 Squares/Ctn.: 2
 Cartons/Pallet: 17
 lbs./Ctn.: ≤90

Ventilation (NFA/Sq. Ft.: 6.4")

≤ Heaviest weight listed - varies by color.

| Product Code | 48216 Triple 4" Solid Soffit & Vertical Siding (Matte) | 48224 Triple 4" Fully Vented Soffit (Soffit Use Only) (Matte) | 48220 Triple 4" Center Vented Soffit (Soffit Use Only) (Matte) | 48222 Double 5" Solid Soffit (Soffit Use Only) (Woodgrain) | 48223 Double 5" Fully Vented Soffit (Soffit Use Only) (Woodgrain) |
|----------------------|---|--|---|---|--|
| Autumn Red (23) | ● | ● | | | |
| Brownstone (40) | ● | ● | | | |
| Buckskin (41) | ● | ● | | | |
| Castle Stone (37) | ● | ● | | | |
| Charcoal Gray (46) | ● | ● | | | |
| Colonial White (01) | ● | ● | ● | ● | ● |
| Cypress (42) | ● | ● | | | |
| Desert Tan (07) | ● | ● | | ● | ● |
| Espresso (43) | ● | ● | | | |
| Flagstone (97) | ● | ● | | | |
| Forest (47) | ● | ● | | | |
| Granite Gray (34) | ● | ● | | | |
| Hearthstone (19) | ● | ● | | | |
| Heritage Cream (11) | ● | ● | | | |
| Herringbone (04) | ● | ● | | ● | ● |
| Light Maple (55) | ● | ● | | ● | ● |
| Melrose (39) | ● | ● | | | |
| Midnight Blue (45) | ● | ● | | | |
| Mountain Cedar (17) | ● | ● | | | |
| Natural Clay (60) | ● | ● | | ● | ● |
| Oxford Blue (32) | ● | ● | | | |
| Pacific Blue (27) | ● | ● | | | |
| Sable Brown (29) | ● | ● | | | |
| Sandstone Beige (15) | ● | ● | | ● | ● |
| Savannah Wicker (59) | ● | ● | | ● | ● |
| Slate (44) | ● | ● | | | |
| Snow (31) | ● | ● | ● | | |
| Sterling Gray (33) | ● | ● | | ● | ● |
| Musket Brown (49) | + | + | | + | + |

† Dimensions shown are nominal.

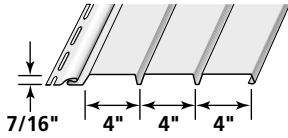
+ Soffit Use Only

Note: All vented soffits are soffit use only.

Value Soffit

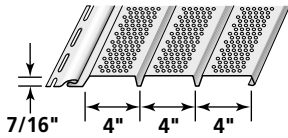
Vinyl Carpentry® Soffit & Vertical Siding

TRIPLE 4" SOLID SOFFIT (Soffit Use Only)



Product Code: 49216
 Finish: Matte
 Length: 12'
 Thickness: .036"
 Exposure: 12"†
 Projection: 7/16"
 Panels/Ctn.: 16
 Square Ft./Ctn.: 192
 Cartons/Pallet: 18
 lbs./Ctn.: ≤74

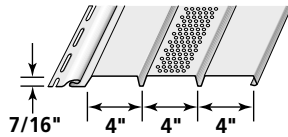
TRIPLE 4" FULLY VENTED SOFFIT (Soffit Use Only)



Product Code: 49224
 Finish: Matte
 Length: 12'
 Thickness: .036"
 Exposure: 12"†
 Projection: 7/16"
 Panels/Ctn.: 16
 Square Ft./Ctn.: 192
 Cartons/Pallet: 18
 lbs./Ctn.: ≤72

Ventilation (NFA/Sq. Ft.: 5.9")

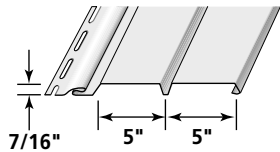
TRIPLE 4" CENTER VENTED SOFFIT (Soffit Use Only)



Product Code: 49220
 Finish: Matte
 Length: 12'
 Thickness: .036"
 Exposure: 12"†
 Projection: 7/16"
 Panels/Ctn.: 16
 Square Ft./Ctn.: 192
 Cartons/Pallet: 18
 lbs./Ctn.: ≤73

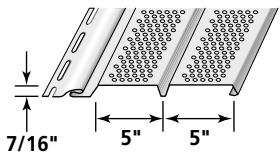
Ventilation (NFA/Sq. Ft.: 2")

DOUBLE 5" SOLID SOFFIT (Soffit Use Only)



Product Code: 49204
 Finish: Matte
 Length: 12'
 Thickness: .036"
 Exposure: 10"
 Projection: 7/16"
 Panels/Ctn.: 20
 Squares./Ctn.: 2
 Cartons/Pallet: 17
 lbs./Ctn.: ≤86

DOUBLE 5" FULLY VENTED SOFFIT (Soffit Use Only)



Product Code: 49208
 Finish: Matte
 Length: 12'
 Thickness: .036"
 Exposure: 10"
 Projection: 7/16"
 Panels/Ctn.: 20
 Squares./Ctn.: 2
 Cartons/Pallet: 17
 lbs./Ctn.: ≤83

Ventilation (NFA/Sq. Ft.: 6.4")

| Product Code | 49216 Triple 4" Solid Soffit (Soffit use only) (Matte) | 49224 Triple 4" Fully Vented Soffit (Soffit use only) (Matte) | 49220 Triple 4" Center Vented Soffit (Soffit use only) (Matte) | 49204 Double 5" Solid Soffit (Soffit use only) (Matte) | 49208 Double 5" Fully Vented Soffit (Soffit use only) (Matte) |
|----------------------|---|---|---|---|---|
| COLOR | | | | | |
| Colonial White (01) | ● | ● | ● | ● | ● |
| Desert Tan (07) | ● | ● | | | |
| Natural Clay (60) | ● | ● | | | |
| Sandstone Beige (15) | ● | ● | | | |
| Savannah Wicker (59) | ● | ● | | | |
| Snow (31) | ● | ● | | | |

Note: All Value soffits are soffit use only.

† Dimensions shown are nominal.
 ≤ Heaviest weight listed - varies by color.

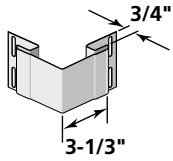
Corner Systems

Standard Face Dimension

Vinyl Carpentry® Accessories

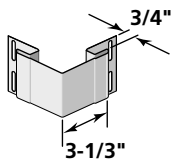
NEW 3/4" CORNERPOST
-10' WOODGRAIN

COLORS



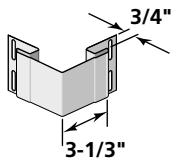
Product Code: 51401
Finish: Woodgrain
Length: 10'
Face: 3-1/3"
Pieces/Ctn.: 10
Lin. Ft. /Ctn.: 100
Cartons/Pallet: 15
lbs./Ctn.: ≤39

3/4" CORNERPOST
-10' MATTE



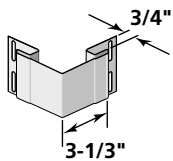
Product Code: 51404
Finish: Matte
Length: 10'
Face: 3-1/3"
Pieces/Ctn.: 10
Lin. Ft. /Ctn.: 100
Cartons/Pallet: 15
lbs./Ctn.: ≤41

3/4" CORNERPOST
-12' WOODGRAIN



Product Code: 51402
Finish: Woodgrain
Length: 12'
Face: 3-1/3"
Pieces/Ctn.: 10
Lin. Ft. /Ctn.: 120
Cartons/Pallet: 15
lbs./Ctn.: ≤46

3/4" CORNERPOST
-20' WOODGRAIN



Product Code: 51458
Finish: Woodgrain
Length: 20'
Face: 3-1/3"
Pieces/Ctn.: 6
Lin. Ft. /Ctn.: 120
Cartons/Pallet: 24
lbs./Ctn.: ≤50

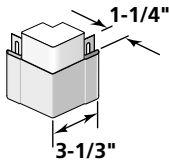
| Product Code | 51401 3/4" Cornerpost - 10' (Woodgrain) | 51404 3/4" Cornerpost - 10' (Matte) | 51402 3/4" Cornerpost - 12' (Woodgrain) | 51458 3/4" Cornerpost - 20' (Woodgrain) | |
|----------------------|---|---|---|---|--|
| Colonial White (01) | ● | ● | ● | ● | |
| Autumn Red (23) | ● | | | | |
| Autumn Yellow (10) | ● | | | | |
| Bermuda Blue (26) | ★ | | | | |
| Brownstone (40) | ● | | | | |
| Buckskin (41) | ● | | | | |
| Castle Stone (37) | ● | | | | |
| Charcoal Gray (46) | ● | | | | |
| Cypress (42) | ● | ● | | | |
| Desert Tan (07) | ● | ● | ● | | |
| Espresso (43) | ● | | | | |
| Flagstone (97) | ● | | | | |
| Forest (47) | ● | | | | |
| Granite Gray (34) | ● | ● | ● | | |
| Hearthstone (19) | ● | | | | |
| Heritage Cream (11) | ● | ● | | | |
| Herringbone (04) | ● | ● | | | |
| Light Maple (55) | ● | ● | | | |
| Melrose (39) | ● | | | | |
| Midnight Blue (45) | ● | | | | |
| Mountain Cedar (17) | ● | | | | |
| Natural Clay (60) | ● | ● | ● | | |
| Olive Grove (84) | ★ | | | | |
| Oxford Blue (32) | ● | ● | | | |
| Pacific Blue (27) | ● | | | | |
| Sable Brown (29) | ● | | | | |
| Sandstone Beige (15) | ● | ● | ● | | |
| Savannah Wicker (59) | ● | ● | ● | | |
| Seagrass (30) | ● | | | | |
| Slate (44) | ● | | | | |
| Smoky Gray (83) | ★ | | | | |
| Snow (31) | ● | ● | ● | | |
| Spruce (16) | ● | | | | |
| Sterling Gray (33) | ● | ● | ● | | |
| Weathered Wood (90) | ● | | | | |
| Wedgewood Blue (89) | ● | | | | |
| Arbor Blend (57) | ● | | | | |
| Cedar Blend (79) | ★ | | | | |
| Driftwood Blend (80) | ★ | | | | |
| Frontier Blend (51) | ● | | | | |
| Natural Blend (78) | ★ | | | | |
| Rustic Blend (82) | ★ | | | | |
| Weathered Blend (53) | ● | | | | |

★ NEW COLOR

Corner Systems

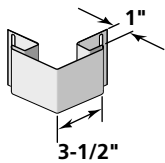
Standard Face Dimension

1-1/4" CORNERPOST -10' WOODGRAIN With Foam Insert



Product Code: 51412
 Finish: Woodgrain
 Length: 10'
 Face: 3-1/3"
 Pieces/Ctn.: 10
 Lin. Ft. /Ctn.: 100
 Cartons/Pallet: 12
 lbs./Ctn.: ≤42

1" CORNERPOST -10' WOODGRAIN

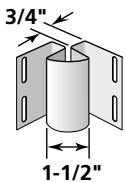


Product Code: 51409
 Finish: Woodgrain
 Length: 10'
 Face: 3-1/2"
 Pieces/Ctn.: 10
 Lin. Ft. /Ctn.: 100
 Cartons/Pallet: 12
 lbs./Ctn.: ≤50

Corner Systems

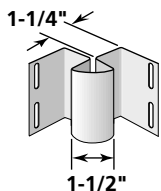
Inside

NEW 3/4" INSIDE
CORNERPOST
COLORS



Product Code: 51436
 Finish: Matte
 Length: 10'
 Face: 3/4"
 Pieces/Ctn.: 10
 Lin. Ft. /Ctn.: 100
 Cartons/Pallet: 24
 lbs./Ctn.: ≤29

1-1/4" INSIDE CORNERPOST



Product Code: 51446
 Finish: Matte
 Length: 10'
 Face: 1-1/4"
 Pieces/Ctn.: 10
 Lin. Ft. /Ctn.: 100
 Cartons/Pallet: 15
 lbs./Ctn.: ≤31

Vinyl Carpentry® Accessories

| Product Code | 51412 1-1/4" Cornerpost - 10' (Woodgrain) | 51409 1" Cornerpost - 10' (Woodgrain) | 51436 3/4" Inside Cornerpost (Matte) | 51446 1-1/4" Inside Cornerpost (Matte) |
|-----------------------------|---|---|--|--|
| Colonial White (01) | ● | ● | ● | ● |
| Autumn Red (23) | ● | ● | ● | ● |
| Autumn Yellow (10) | | | ● | |
| Bermuda Blue (26) | | | ★ | |
| Brownstone (40) | | | ● | |
| Buckskin (41) | ● | ● | ● | ● |
| Castle Stone (37) | | | ● | |
| Cedar Blend Solid (48) | | | ●/+ | |
| Charcoal Gray (46) | ● | ● | ● | ● |
| Cypress (42) | ● | ● | ● | ● |
| Desert Tan (07) | ● | ● | ● | ● |
| Espresso (43) | | | ● | |
| Flagstone (97) | ● | ● | ● | ● |
| Forest (47) | | ● | ● | |
| Granite Gray (34) | ● | ● | ● | ● |
| Hearthstone (19) | | ● | ● | |
| Heritage Cream (11) | ● | | ● | ● |
| Herringbone (04) | | | ● | |
| Light Maple (55) | ● | | ● | ● |
| Melrose (39) | | | ● | |
| Midnight Blue (45) | | | ● | |
| Mountain Cedar (17) | | ● | ● | |
| Natural Clay (60) | ● | ● | ● | ● |
| Olive Grove (84) | | | ★ | |
| Oxford Blue (32) | ● | | ● | ● |
| Pacific Blue (27) | ● | ● | ● | ● |
| Sable Brown (29) | ● | ● | ● | ● |
| Sandstone Beige (15) | ● | ● | ● | ● |
| Savannah Wicker (59) | ● | ● | ● | ● |
| Seagrass (30) | | ● | ● | |
| Slate (44) | | | ● | |
| Smoky Gray (83) | | | ★ | |
| Snow (31) | | ● | ● | |
| Spruce (16) | ● | ● | ● | ● |
| Sterling Gray (33) | ● | ● | ● | ● |
| Weathered Wood (90) | | | ● | |
| Wedgewood Blue (89) | | | ● | |
| PREMIUM Arbor Blend (57) | | | + | |
| PREMIUM Frontier Blend (51) | | | + | |

★ NEW COLOR
 + SOLID COLOR

Recommended accessory colors for new Monogram Blends

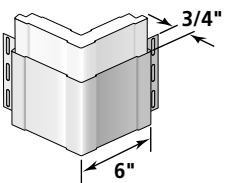
The following colors are the best comparable trim options:
 Natural Blend = Buckskin, Cedar Blend = Cedar Blend Solid,
 Driftwood Blend = Granite Gray or Charcoal Gray, Rustic Blend = Sable Brown,
 Weathered Blend = Weathered Wood

Corner Systems

Wide Faced Dimension

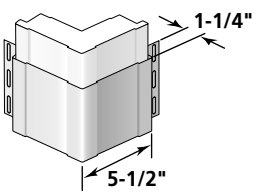
Vinyl Carpentry® Accessories

TRADITIONAL SUPERCORNER™ With Foam Insert



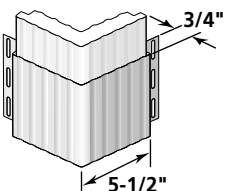
Product Code: 51420
 Finish: Matte
 Length: 20'
 Pieces/Ctn.: 6
 Lin. Ft. /Ctn.: 120
 Cartons/Pallet: 9
 lbs./Ctn.: ≤77

1-1/4" TRADITIONAL SUPERCORNER™ With Foam Insert



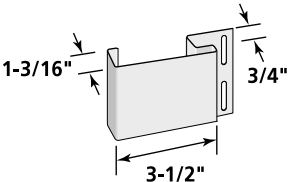
Product Code: 51447
 Finish: Matte
 Length: 20'
 Pieces/Ctn.: 6
 Lin. Ft. /Ctn.: 120
 Cartons/Pallet: 8
 lbs./Ctn.: ≤80

FLUTED SUPERCORNER™ With Foam Insert



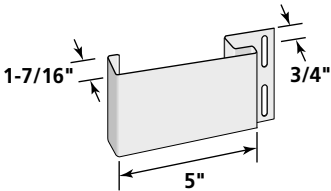
Product Code: 51424
 Finish: Matte
 Length: 20'
 Pieces/Ctn.: 6
 Lin. Ft. /Ctn.: 120
 Cartons/Pallet: 10
 lbs./Ctn.: ≤81

3-1/2" LINEAL



Product Code: 54706
 Finish: Matte
 Length: 20'
 Pieces/Ctn.: 10
 Lin. Ft. /Ctn.: 200
 Cartons/Pallet: 30
 lbs./Ctn.: ≤51

5" LINEAL



Product Code: 54712
 Finish: Matte
 Length: 20'
 Pieces/Ctn.: 10
 Lin. Ft. /Ctn.: 200
 Cartons/Pallet: 15
 lbs./Ctn.: ≤64

| Product Code | 51420 Traditional SuperCorner With Foam Insert | 51447 1-1/4" Traditional SuperCorner With Foam Insert | 51424 Fluted SuperCorner With Foam Insert | 54706 3-1/2" Lineal | 54712 5" Lineal | |
|----------------------|---|---|--|---------------------------|-----------------------|--|
| Colonial White (01) | ● | ● | ● | ● | ● | |
| Desert Tan (07) | ● | | | ● | ● | |
| Granite Gray (34) | ● | | | ● | | |
| Herringbone (04) | | | | ● | | |
| Natural Clay (60) | ● | | | ● | ● | |
| Sandstone Beige (15) | ● | | | ● | ● | |
| Savannah Wicker (59) | ● | | | ● | ● | |
| Snow (31) | ● | | | ● | ● | |
| Sterling Gray (33) | | | | ● | | |

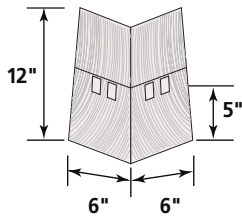
≤ Heaviest weight listed - varies by color.

Corner Systems

Cedar Impressions

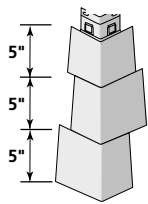
Polymer Siding Products

INDIVIDUAL 5" SAWMILL CORNER



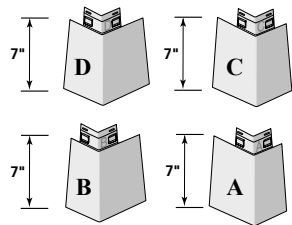
Product Code: 51405
 Finish: Sawmill
 Exposure: 5"
 Pieces/Ctn.: 24
 Lin. Ft./Ctn.: 10'
 Cartons/Pallet: 45
 lbs./Ctn.: ≤ 12

NEW COLORS
T5" STRAIGHT EDGE SAWMILL OFFSET MITERED CORNERPOST



Product Code: 51406
 Finish: Sawmill
 Pieces/Ctn.: 32
 Lin. Ft./Ctn.: 40'
 Cartons/Pallet: 12
 lbs./Ctn.: ≤ 17

NEW COLORS
7" PERFECTION OFFSET MITERED CORNERPOSTS



Product Code: 51459
 Finish: Perfection
 Length: 4 Pieces – 7" each
 Pieces/Ctn.: 40
 Lin. Ft./Ctn.: 23' 4"
 Cartons/Pallet: 24
 lbs./Ctn.: ≤ 15

For use with Single 7" Perfection and Double 7" Perfection 3G

| Product Code | 51405 Individual 5" Sawmill Corner | 51406 T5" Straight Edge Sawmill Offset Mitered Cornerpost | 51459 7" Perfection Offset Mitered Cornerposts | | |
|--------------------------|---------------------------------------|--|---|--|--|
| Colonial White (01) | ● | ● | ★ | | |
| Autumn Red (23) | | ● | ★ | | |
| Autumn Yellow (10) | | | ★ | | |
| Bermuda Blue (26) | | | ★ | | |
| Buckskin (41) | | ● | ★ | | |
| Castle Stone (37) | | ★ | ★ | | |
| Charcoal Gray (46) | | ● | ★ | | |
| Cypress (42) | | ● | ★ | | |
| Desert Tan (07) | | ● | ★ | | |
| Espresso (43) | | ★ | ★ | | |
| Flagstone (97) | | ● | ★ | | |
| Forest (47) | | ● | ★ | | |
| Granite Gray (34) | | ● | ★ | | |
| Hearthstone (19) | | ● | ★ | | |
| Heritage Cream (11) | | ● | ★ | | |
| Herringbone (04) | | ● | ★ | | |
| Light Maple (55) | | ● | ★ | | |
| Midnight Blue (45) | | ★ | ★ | | |
| Mountain Cedar (17) | | ● | ★ | | |
| Natural Clay (60) | ● | ● | ★ | | |
| Pacific Blue (27) | | ● | ★ | | |
| Sable Brown (29) | | ● | ★ | | |
| Savannah Wicker (59) | ● | ● | ★ | | |
| Seagrass (30) | ● | ● | ★ | | |
| Slate (44) | | ★ | ★ | | |
| Snow (31) | | | ★ | | |
| Spruce (16) | | ● | ★ | | |
| Sterling Gray (33) | ● | ● | ★ | | |
| ▶ Cedar Blend (79) | | | ● | | |
| ▶ Driftwood Blend (80) | | | ● | | |
| ▶ Natural Blend (78) | | | ● | | |
| ▶ Rustic Blend (82) | | | ● | | |
| Cedar Blend-Light (70) | ● | | | | |
| Cedar Blend-Med. (71) | ● | | | | |
| Cedar Blend-Dark (72) | ● | | | | |
| Driftwood Blend-L. (94) | ● | | | | |
| Driftwood Blend-M. (95) | ● | | | | |
| Driftwood Blend-D. (96) | ● | | | | |
| Natural Blend-Light (86) | ● | | | | |
| Natural Blend-Med. (87) | ● | | | | |
| Natural Blend-Dark (88) | ● | | | | |
| Rustic Blend-Light (73) | ● | | | | |
| Rustic Blend-Med. (74) | ● | | | | |
| Rustic Blend-Dark (75) | ● | | | | |

★ NEW COLOR

▶ CONSISTENT VARIEGATED COLOR THROUGHOUT THE PANEL

Recommended trim: CertainTeed recommends the use of Restoration Millwork PVC trim for the most authentic look of genuine cedar. If you choose to use CertainTeed vinyl accessories, the following solid colors are the best comparable options:

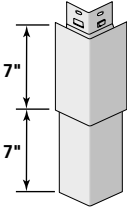
Natural Blend = Buckskin, Cedar Blend = Cedar Blend Solid, Driftwood Blend = Granite Gray or Charcoal Gray, Rustic Blend = Sable Brown

Corner Systems

Cedar Impressions

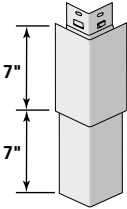
Vinyl Carpentry® Accessories

**D7" STAGGERED
PERFECTION MITERED
CORNERPOST**



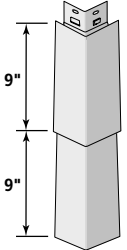
Product Code: 51451
 Finish: Perfection
 Length: 14"
 Pieces/Ctn.: 20
 Lin. Ft./Ctn.: 23' 3"
 Cartons/Pallet: 32
 lbs./Ctn.: ≤14

**D7" STRAIGHT EDGE
ROUGH-SPLIT MITERED
CORNERPOST**



Product Code: 51450
 Finish: Rough-Split
 Length: 14"
 Pieces/Ctn.: 20
 Lin. Ft./Ctn.: 23' 4"
 Cartons/Pallet: 24
 lbs./Ctn.: ≤17

**D9" STAGGERED
ROUGH-SPLIT MITERED
CORNERPOST**



Product Code: 51432
 Finish: Rough-Split
 Length: 18-1/2"
 Pieces/Ctn.: 20
 Lin. Ft./Ctn.: 31
 Cartons/Pallet: 18
 lbs./Ctn.: ≤21

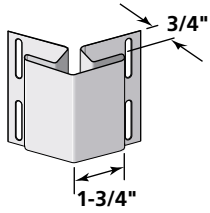
| Product Code | 51451 D7" Staggered Perfection Mitered Cornerpost | 51450 D7" Straight Edge Rough-Split Mitered Cornerpost | 51432 D9" Staggered Rough-Split Mitered Cornerpost | |
|----------------------|--|--|---|--|
| Colonial White (01) | ● | ● | ● | |
| Autumn Red (23) | ● | ● | ● | |
| Buckskin (41) | ● | ● | ● | |
| Charcoal Gray (46) | ● | ● | ● | |
| Cypress (42) | ● | ● | ● | |
| Desert Tan (07) | ● | | | |
| Flagstone (97) | ● | ● | ● | |
| Forest (47) | ● | ● | ● | |
| Granite Gray (34) | ● | ● | ● | |
| Hearthstone (19) | ● | ● | ● | |
| Heritage Cream (11) | ● | | | |
| Herringbone (04) | ● | | | |
| Light Maple (55) | ● | | | |
| Mountain Cedar (17) | ● | ● | ● | |
| Natural Clay (60) | ● | ● | ● | |
| Pacific Blue (27) | ● | ● | ● | |
| Sable Brown (29) | ● | ● | ● | |
| Savannah Wicker (59) | ● | ● | ● | |
| Seagrass (30) | ● | ● | ● | |
| Spruce (16) | ● | ● | ● | |
| Sterling Gray (33) | ● | ● | ● | |

≤ Heaviest weight listed - varies by color.

Corner Systems Specialty

Vinyl Carpentry® Accessories

BAY WINDOW CORNERPOST



Product Code: 51445
 Finish: Matte
 Length: 10'
 Face: 1-3/4"
 Pieces/Ctn.: 10
 Lin. Ft./Ctn.: 100
 Cartons/Pallet: 21
 lbs./Ctn.: ≤32

| Product Code | 51445 | |
|-------------------------|-----------------------|--|
| | Bay Window Cornerpost | |
| Colonial White (01) | ● | |
| Autumn Red (23) | ● | |
| Autumn Yellow (10) | ● | |
| Brownstone (40) | ● | |
| Buckskin (41) | ● | |
| Castle Stone (37) | ● | |
| Cedar Blend Solid* (48) | ●/+ | |
| Charcoal Gray (46) | ● | |
| Cypress (42) | ● | |
| Desert Tan (07) | ● | |
| Espresso (43) | ● | |
| Flagstone (97) | ● | |
| Forest (47) | ● | |
| Granite Gray (34) | ● | |
| Hearthstone (19) | ● | |
| Heritage Cream (11) | ● | |
| Herringbone (04) | ● | |
| Light Maple (55) | ● | |
| Melrose (39) | ● | |
| Midnight Blue (45) | ● | |
| Mountain Cedar (17) | ● | |
| Natural Clay (60) | ● | |
| Oxford Blue (32) | ● | |
| Pacific Blue (27) | ● | |
| Sable Brown (29) | ● | |
| Sandstone Beige (15) | ● | |
| Savannah Wicker (59) | ● | |
| Seagrass (30) | ● | |
| Slate (44) | ● | |
| Snow (31) | ● | |
| Spruce (16) | ● | |
| Sterling Gray (33) | ● | |

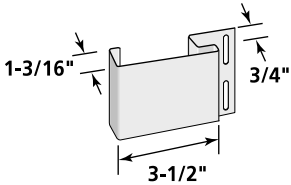
+ SOLID COLOR

* Solid color accessory used with the Cedar Impressions Single 7" Cedar Blend panel.

Window & Door Trim

Vinyl Carpentry® Accessories

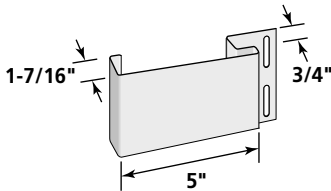
3-1/2" LINEAL



Product Code: 54706
 Finish: Matte
 Length: 20'
 Pieces/Ctn.: 10
 Lin. Ft. /Ctn.: 200
 Cartons/Pallet: 30
 lbs./Ctn.: ≤51

Use with new window & door starter strip (53605)

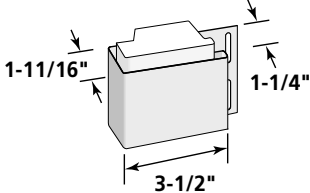
5" LINEAL



Product Code: 54712
 Finish: Matte
 Length: 20'
 Pieces/Ctn.: 10
 Lin. Ft. /Ctn.: 200
 Cartons/Pallet: 15
 lbs./Ctn.: ≤64

Use with new window & door starter strip (53605)

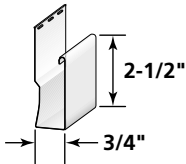
3-1/2" LINEAL With Foam Insert



Product Code: 54707
 Finish: Matte
 Length: 20'
 Pieces/Ctn.: 10
 Lin. Ft. /Ctn.: 200
 Cartons/Pallet: 23
 lbs./Ctn.: ≤63

Use with new window & door starter strip (53605)

2-1/2" WINDOW & DOOR CASING



Product Code: 55813
 Finish: Matte
 Length: 12' 6"
 Pieces/Ctn.: 20
 Lin. Ft. /Ctn.: 250
 Cartons/Pallet: 24
 lbs./Ctn.: ≤52

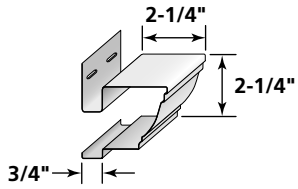
| Product Code | 54706 3-1/2" Lineal | 54712 5" Lineal | 54707 3-1/2" Lineal With Foam Insert | 55813 2-1/2" Window & Door Casing | |
|----------------------|---------------------------|-----------------------|--|--|--|
| Colonial White (01) | ● | ● | ● | ● | |
| Desert Tan (07) | ● | ● | | | |
| Granite Gray (34) | ● | | | | |
| Herringbone (04) | ● | | | | |
| Natural Clay (60) | ● | ● | | | |
| Sandstone Beige (15) | ● | ● | | | |
| Savannah Wicker (59) | ● | ● | | | |
| Snow (31) | ● | ● | | ● | |
| Sterling Gray (33) | ● | | | | |

Window & Door Trim

Vinyl Carpentry® Accessories

CROWN MOLDING

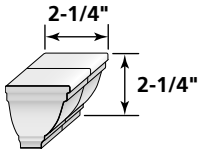
Product Code: 55804
 Finish: Matte
 Length: 10'
 Pieces/Ctn.: 10
 Lin. Ft. /Ctn.: 100
 Cartons/Pallet: 12
 lbs./Ctn.: ≤35



| Product Code | 55804 Crown Molding | 55805 Crown Molding Cap | |
|---------------------|---------------------------|----------------------------------|--|
| Colonial White (01) | ● | ● | |

CROWN MOLDING CAP

Product Code: 55805
 Finish: Matte
 Pairs/Ctn.: 10
 Cartons/Pallet: 60
 lbs./Ctn.: ≤2



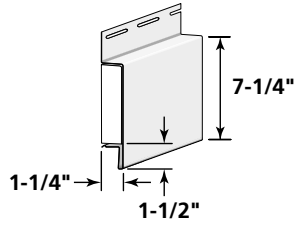
Each whole unit represents a pair and can be cut in half to create left and right end caps.

Wall Transitions

Band Board

Vinyl Carpentry® Accessories

BAND BOARD With Foam Insert

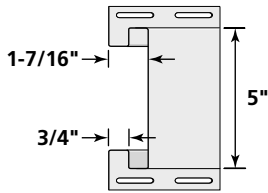


Product Code: 55814
 Finish: Rough Cedar
 Length: 16' 8"
 Pieces/Ctn.: 5
 Lin. Ft. /Ctn.: 82' 5"
 Cartons/Pallet: 16
 lbs./Ctn.: ≤ 33

| Product Code | 55814 Band Board With Foam Insert | 54714 5" Double Channel Lineal | |
|---------------------|--|--|--|
| Colonial White (01) | ● | ● | |
| Natural Clay (60) | ● | | |
| Snow (31) | | ● | |

Dimensions shown as installed with Cornice Receiver

5" DOUBLE CHANNEL LINEAL



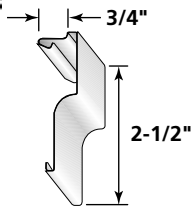
Product Code: 54714
 Finish: Matte
 Length: 18'
 Pieces/Ctn.: 10
 Lin. Ft. /Ctn.: 180
 Cartons/Pallet: 15
 lbs./Ctn.: ≤ 66

Soffit Transitions

Decorative

Vinyl Carpentry® Accessories

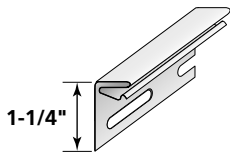
CORNICE MOLDING



Product Code: 55817
 Finish: Matte
 Length: 12' 6"
 Pieces/Ctn.: 10
 Lin. Ft. /Ctn.: 125
 Cartons/Pallet: 32
 lbs./Ctn.: ≤ 16

For use with Cornice Receiver or Deluxe F-Channel

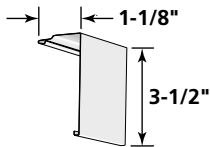
CORNICE RECEIVER



Product Code: 55812
 Finish: Matte
 Length: 12' 6"
 Pieces/Ctn.: 24
 Lin. Ft. /Ctn.: 300
 Cartons/Pallet: 35
 lbs./Ctn.: ≤ 28

For use with Cornice Molding, Finish Board and Band Board

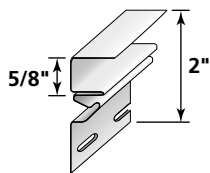
FINISH BOARD



Product Code: 55815
 Finish: Rough Cedar
 Length: 12' 6"
 Pieces/Ctn.: 10
 Lin. Ft. /Ctn.: 125
 Cartons/Pallet: 40
 lbs./Ctn.: ≤ 19

For use with Cornice Receiver

DELUXE F-CHANNEL



Product Code: 52503
 Finish: Matte
 Length: 12' 6"
 Channel: 5/8"
 Pieces/Ctn.: 24
 Lin. Ft. /Ctn.: 300
 Cartons/Pallet: 32
 lbs./Ctn.: ≤ 39

For use as soffit receiver and to receive Cornice Molding

| Product Code | 55817 Cornice Molding | 55812 Cornice Receiver | 55815 Finish Board | 52503 Deluxe F-Channel | |
|-------------------------|-----------------------------|------------------------------|--------------------------|------------------------------|--|
| No Color | | ● | | ● | |
| Colonial White (01) | ● | | ● | | |
| Autumn Red (23) | ● | | | | |
| Autumn Yellow (10) | ● | | | | |
| Bermuda Blue (26) | ★ | | | | |
| Buckskin (41) | ● | | | | |
| Castle Stone (37) | ● | | | | |
| Cedar Blend Solid* (48) | ●/+ | | | | |
| Charcoal Gray (46) | ● | | | | |
| Cypress (42) | ● | | | | |
| Desert Tan (07) | ● | | | | |
| Espresso (43) | ★ | | | | |
| Flagstone (97) | ● | | | | |
| Forest (47) | ● | | | | |
| Granite Gray (34) | ● | | | | |
| Hearthstone (19) | ● | | | | |
| Heritage Cream (11) | ● | | | | |
| Herringbone (04) | ● | | | | |
| Light Maple (55) | ● | | | | |
| Midnight Blue (45) | ● | | | | |
| Mountain Cedar (17) | ● | | | | |
| Natural Clay (60) | ● | | | | |
| Pacific Blue (27) | ● | | | | |
| Sable Brown (29) | ● | | | | |
| Sandstone Beige (15) | ● | | | | |
| Savannah Wicker (59) | ● | | | | |
| Seagrass (30) | ● | | | | |
| Slate (44) | ● | | | | |
| Snow (31) | ● | | | | |
| Spruce (16) | ● | | | | |
| Sterling Gray (33) | ● | | | | |

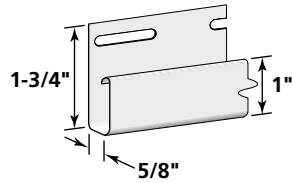
★ NEW COLOR
 + SOLID COLOR

* Solid color accessory used with the Cedar Impressions Single 7" Cedar Blend; and Monogram Double 4" Clapboard, Double 5" Clapboard and Double 5" Dutchlap Cedar Blend panels.

J-Channel

Vinyl Carpentry® Accessories

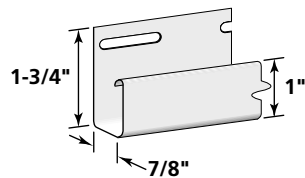
3/8" POCKET J-CHANNEL



For use with Triple 2" Soffit

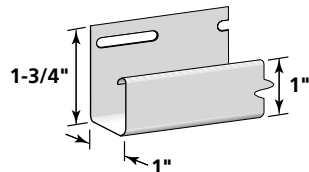
Product Code: 50306
 Finish: Matte
 Length: 12' 6"
 Channel: 3/8"
 Pieces/Ctn.: 48
 Lin. Ft. /Ctn.: 600
 Cartons/Pallet: 30
 lbs./Ctn.: ≤55

1/2" POCKET J-CHANNEL



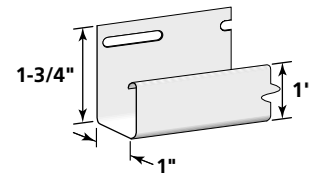
Product Code: 50305
 Finish: Matte
 Length: 12' 6"
 Channel: 1/2"
 Pieces/Ctn.: 48
 Lin. Ft. /Ctn.: 600
 Cartons/Pallet: 30
 lbs./Ctn.: ≤58

NEW 5/8" POCKET J-CHANNEL COLORS



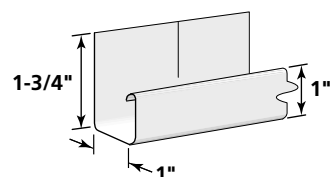
Product Code: 50310
 Finish: Matte
 Length: 12' 6"
 Channel: 5/8"
 Pieces/Ctn.: 48
 Lin. Ft. /Ctn.: 600
 Cartons/Pallet: 30
 lbs./Ctn.: ≤60

NEW 3/4" POCKET J-CHANNEL COLORS



Product Code: 50303
 Finish: Matte
 Length: 12' 6"
 Channel: 3/4"
 Pieces/Ctn.: 48
 Lin. Ft. /Ctn.: 600
 Cartons/Pallet: 25
 lbs./Ctn.: ≤61

3/4" POCKET FLEXIBLE J-CHANNEL



Product Code: 50309
 Finish: Matte
 Length: 12' 6"
 Channel: 3/4"
 Pieces/Ctn.: 10
 Lin. Ft. /Ctn.: 125
 Cartons/Pallet: 50
 lbs./Ctn.: ≤20

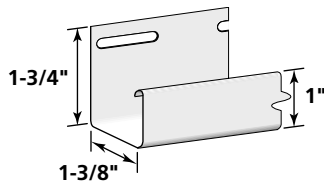
| Product Code | 50306 3/8" Pocket J-Channel | 50305 1/2" Pocket J-Channel | 50310 5/8" Pocket J-Channel | 50303 3/4" Pocket J-Channel | 50309 3/4" Pocket Flexible J-Channel |
|------------------------------------|-----------------------------------|-----------------------------------|-----------------------------------|-----------------------------------|---|
| Colonial White (01) | ● | ● | ● | ● | |
| White (62) | | | | | ● |
| Autumn Red (23) | | ● | ● | ● | |
| Autumn Yellow (10) | | ● | ● | ● | |
| Beige (65) | | | | | ● |
| Bermuda Blue (26) | | | | ★ | |
| Brownstone (40) | | ● | ● | ● | |
| Buckskin (41) | | ● | ● | ● | |
| Castle Stone (37) | | ● | ● | ● | |
| Cedar Blend Solid* (48) | | | | ●/+ | |
| Charcoal Gray (46) | | ● | ● | ● | |
| Clay (63) | | | | | ● |
| Cypress (42) | | ● | ● | ● | |
| Desert Tan (07) | ● | ● | ● | ● | |
| Espresso (43) | | ● | ● | ● | |
| Flagstone (97) | | ● | ● | ● | |
| Forest (47) | | ● | ● | ● | |
| Granite Gray (34) | | ● | ● | ● | |
| Gray (64) | | | | | ● |
| Hearthstone (19) | | ● | ● | ● | |
| Heritage Cream (11) | | ● | ● | ● | |
| Herringbone (04) | | ● | ● | ● | |
| Light Maple (55) | | ● | ● | ● | |
| Melrose (39) | | ● | ● | ● | |
| Midnight Blue (45) | | ● | ● | ● | |
| Mountain Cedar (17) | | ● | ● | ● | |
| Natural Clay (60) | ● | ● | ● | ● | |
| Olive Grove (84) | | | ★ | ★ | |
| Oxford Blue (32) | | ● | ● | ● | |
| Pacific Blue (27) | | ● | ● | ● | |
| Sable Brown (29) | | ● | ● | ● | |
| Sandstone Beige (15) | ● | ● | ● | ● | |
| Savannah Wicker (59) | ● | ● | ● | ● | |
| Seagrass (30) | | ● | ● | ● | |
| Slate (44) | | ● | ● | ● | |
| Smoky Gray (83) | | | ★ | ★ | |
| Snow (31) | ● | ● | ● | ● | |
| Spruce (16) | | ● | ● | ● | |
| Sterling Gray (33) | ● | ● | ● | ● | |
| Weathered Wood (90) | | | | ● | |
| Wedgewood Blue (89) | | | | ● | |
| PREMIUM Arbor Blend (57) | | | | + | |
| PREMIUM Frontier Blend (51) | | | | + | |
| PREMIUM Musket Brown (49) | | ● | | | |

★ NEW COLOR * Solid color accessory:
 + SOLID COLOR Cedar Blend Solid use with Cedar Blend panels

Recommended accessory colors for new Monogram Blends
 The following colors are the best comparable trim options:
 Natural Blend = Buckskin, Cedar Blend = Cedar Blend Solid,
 Driftwood Blend = Granite Gray or Charcoal Gray, Rustic Blend = Sable Brown,
 Weathered Blend = Weathered Wood

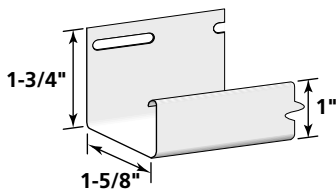
J-Channel (continued)

1" POCKET J-CHANNEL



Product Code: 50302
 Finish: Matte
 Length: 12' 6"
 Channel: 1"
 Pieces/Ctn.: 40
 Lin. Ft. /Ctn.: 500
 Cartons/Pallet: 18
 lbs./Ctn.: ≤ 59

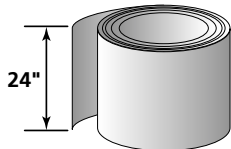
1-1/4" POCKET J-CHANNEL



Product Code: 50301
 Finish: Matte
 Length: 12' 6"
 Channel: 1-1/4"
 Pieces/Ctn.: 48
 Lin. Ft. /Ctn.: 600
 Cartons/Pallet: 20
 lbs./Ctn.: ≤ 79

Functional Trim

TRIM COIL PVC Coated



Product Code: 56901
 Finish: Striated
 Length: 50'
 Thickness: .019"
 Width: 24"
 Rolls/Ctn.: 1
 Cartons/Pallet: 32
 lbs./Ctn.: ≤ 25

PVC coated one side only
 Do not use trim coil over treated lumber

Vinyl Carpentry® Accessories

| Product Code | 50302 1" Pocket J-Channel | 50301 1-1/4" Pocket J-Channel | 56901 Trim Coil | |
|-------------------------|---------------------------------|--|--------------------|--|
| Colonial White (01) | ● | ● | ● | |
| Autumn Red (23) | ● | ● | ● | |
| Autumn Yellow (10) | | | ● | |
| Brownstone (40) | | | ● | |
| Buckskin (41) | ● | ● | ● | |
| Castle Stone (37) | | | ● | |
| Cedar Blend Solid* (48) | | | ●/+ | |
| Charcoal Gray (46) | ● | ● | ● | |
| Cypress (42) | ● | ● | ● | |
| Desert Tan (07) | ● | ● | ● | |
| Espresso (43) | | | ● | |
| Flagstone (97) | ● | ● | ● | |
| Forest (47) | ● | | ● | |
| Granite Gray (34) | ● | ● | ● | |
| Hearthstone (19) | ● | | ● | |
| Heritage Cream (11) | | ● | ● | |
| Herringbone (04) | | | ● | |
| Light Maple (55) | | ● | ● | |
| Melrose (39) | | | ● | |
| Midnight Blue (45) | | | ● | |
| Mountain Cedar (17) | ● | | ● | |
| Natural Clay (60) | ● | ● | ● | |
| Oxford Blue (32) | | ● | ● | |
| Pacific Blue (27) | ● | ● | ● | |
| Sable Brown (29) | ● | ● | ● | |
| Sandstone Beige (15) | ● | ● | ● | |
| Savannah Wicker (59) | ● | ● | ● | |
| Seagrass (30) | ● | | ● | |
| Slate (44) | | | ● | |
| Snow (31) | | | ● | |
| Spruce (16) | ● | ● | ● | |
| Sterling Gray (33) | ● | ● | ● | |
| PR Musket Brown (49) | | | ● | |

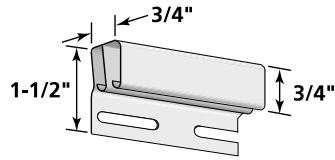
✚ SOLID COLOR

* Solid color accessory:
 Cedar Blend Solid use with Cedar Blend panels

Functional Trim (continued)

Vinyl Carpentry® Accessories

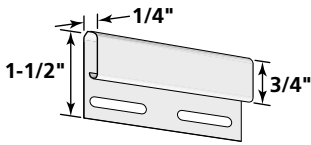
DUAL UNDERSILL TRIM



Product Code: 56916
 Finish: Matte
 Length: 12' 6"
 Pieces/Ctn.: 12
 Lin. Ft. /Ctn.: 150
 Cartons/Pallet: 48
 lbs./Ctn.: ≤22



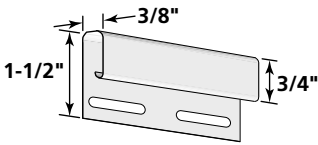
UNDERSILL TRIM



Product Code: 56904
 Finish: Matte
 Length: 12' 6"
 Pieces/Ctn.: 48
 Lin. Ft. /Ctn.: 600
 Cartons/Pallet: 35
 lbs./Ctn.: ≤46

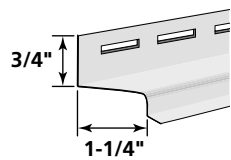


SHAKE/SHINGLE UNDERSILL TRIM



Product Code: 56917
 Finish: Matte
 Length: 12' 6"
 Pieces/Ctn.: 12
 Lin. Ft. /Ctn.: 150
 Cartons/Pallet: 48
 lbs./Ctn.: ≤13

DRIP CAP



Product Code: 56907
 Finish: Matte
 Length: 12' 6"
 Width: 1-1/4"
 Pieces/Ctn.: 24
 Lin. Ft. /Ctn.: 300
 Cartons/Pallet: 35
 lbs./Ctn.: ≤31

| Product Code | 56916 Dual Undersill Trim | 56904 Undersill Trim | 56917 Shake/Shingle Undersill Trim | 56907 Drip Cap | |
|------------------------------------|------------------------------|-------------------------|---------------------------------------|-------------------|--|
| Colonial White (01) | ● | ● | ● | ● | |
| Autumn Red (23) | | ● | ● | | |
| Autumn Yellow (10) | | ● | ● | | |
| Bermuda Blue (26) | | | ★ | | |
| Brownstone (40) | | ● | | | |
| Buckskin (41) | ● | ● | ● | | |
| Castle Stone (37) | | ● | ● | | |
| Cedar Blend Solid* (48) | | ★ | ●/+ | | |
| Charcoal Gray (46) | | ● | ● | | |
| Cypress (42) | ● | ● | ● | | |
| Desert Tan (07) | ● | ● | ● | | |
| Espresso (43) | | ● | ● | | |
| Flagstone (97) | | ● | ● | | |
| Forest (47) | | ● | ● | | |
| Granite Gray (34) | ● | ● | ● | | |
| Hearthstone (19) | | ● | ● | | |
| Heritage Cream (11) | ● | ● | ● | | |
| Herringbone (04) | ● | ● | ● | | |
| Light Maple (55) | ● | ● | ● | | |
| Melrose (39) | | ● | | | |
| Midnight Blue (45) | | ● | ● | | |
| Mountain Cedar (17) | | ● | ● | | |
| Natural Clay (60) | ● | ● | ● | | |
| Olive Grove (84) | | ★ | | | |
| Oxford Blue (32) | ● | ● | | | |
| Pacific Blue (27) | | ● | ● | | |
| Sable Brown (29) | | ● | ● | | |
| Sandstone Beige (15) | ● | ● | | | |
| Savannah Wicker (59) | ● | ● | ● | | |
| Seagrass (30) | ● | ● | ● | | |
| Slate (44) | | ● | ● | | |
| Smoky Gray (83) | | ★ | | | |
| Snow (31) | ● | ● | ★ | | |
| Spruce (16) | | ● | ● | | |
| Sterling Gray (33) | ● | ● | ● | | |
| Weathered Wood (90) | | ● | | | |
| Wedgewood Blue (89) | | ● | | | |
| PREMIUM Arbor Blend (57) | | + | | | |
| PREMIUM Frontier Blend (51) | | + | | | |

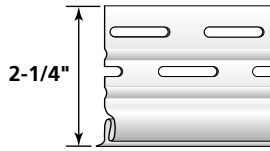
★ NEW COLOR * Solid color accessory:
 + SOLID COLOR Cedar Blend Solid use with Cedar Blend panels

Recommended accessory colors for new Monogram Blends
 The following colors are the best comparable trim options:
 Natural Blend = Buckskin, Cedar Blend = Cedar Blend Solid,
 Driftwood Blend = Granite Gray or Charcoal Gray, Rustic Blend = Sable Brown,
 Weathered Blend = Weathered Wood

Starter Strips

Vinyl Carpentry® Accessories

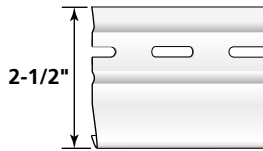
2-1/4" VINYL STARTER STRIP



Product Code: 53601
 Finish: Matte
 Length: 12' 6"
 Width: 2-1/4"
 Pieces/Ctn.: 40
 Lin. Ft. /Ctn.: 500
 Cartons/Pallet: 30
 lbs./Ctn.: ≤ 59

For use with all sidings except Cedar Impressions, CedarBoards, Monogram and Monogram XL.

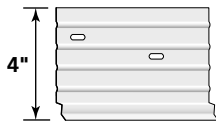
2-1/2" METAL STARTER STRIP



Product Code: 53602
 Finish: Mill
 Length: 10'
 Width: 2-1/2"
 Pieces/Ctn.: 50
 Lin. Ft. /Ctn.: 500
 Cartons/Pallet: 35
 lbs./Ctn.: ≤ 75

For use with all sidings except Cedar Impressions, and CedarBoards.

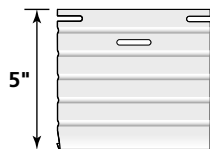
4" METAL SHINGLE STARTER STRIP



Product Code: 53610
 Finish: Mill
 Length: 10'
 Width: 4"
 Pieces/Ctn.: 25
 Lin. Ft. /Ctn.: 250
 Cartons/Pallet: 35
 lbs./Ctn.: ≤ 78

For use with Cedar Impressions Shake and Shingle Panels

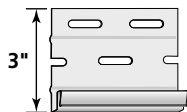
5" METAL STARTER STRIP



Product Code: 53604
 Finish: Mill
 Length: 10'
 Width: 5"
 Pieces/Ctn.: 25
 Lin. Ft. /Ctn.: 250
 Cartons/Pallet: 30
 lbs./Ctn.: ≤ 72

Remodeling Metal Starter Strip. For use with all sidings except Cedar Impressions and CedarBoards.

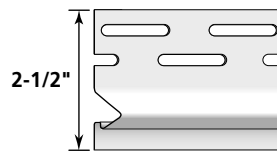
STARTER STRIP FOR CEDARBOARDS INSULATED SIDING



Product Code: 53609
 Finish: Matte
 Length: 12' 6"
 Width: 3"
 Pieces/Ctn.: 24
 Lin. Ft. /Ctn.: 300
 Cartons/Pallet: 35
 lbs./Ctn.: ≤ 44

| Product Code | 53601 | 53602 | 53610 | 53604 | 53609 | 53605 |
|--------------|----------------------------|----------------------------|--------------------------------|------------------------|------------------------------------|-----------------------------|
| | 2-1/4" Vinyl Starter Strip | 2-1/2" Metal Starter Strip | 4" Metal Shingle Starter Strip | 5" Metal Starter Strip | Starter Strip for Insulated Siding | Window & Door Starter Strip |
| No Color | ● | ● | ● | ● | ● | ● |

WINDOW & DOOR STARTER STRIP



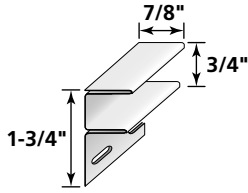
Product Code: 53605
 Finish: Matte
 Length: 10'
 Pieces/Ctn.: 36
 Lin. Ft. /Ctn.: 360
 Cartons/Pallet: 27
 lbs./Ctn.: ≤ 35

For use with lineals

Soffit Trim

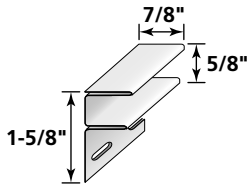
Vinyl Carpentry® Accessories

3/4" F-CHANNEL



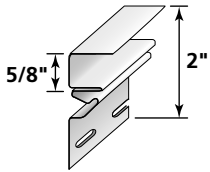
Product Code: 52506
 Finish: Matte
 Length: 12' 6"
 Channel: 3/4"
 Pieces/Ctn.: 24
 Lin. Ft. /Ctn.: 300
 Cartons/Pallet: 35
 lbs./Ctn.: ≤44

5/8" F-CHANNEL



Product Code: 52502
 Finish: Matte
 Length: 12' 6"
 Channel: 5/8"
 Pieces/Ctn.: 24
 Lin. Ft. /Ctn.: 300
 Cartons/Pallet: 35
 lbs./Ctn.: ≤39

DELUXE F-CHANNEL



Product Code: 52503
 Finish: Matte
 Length: 12' 6"
 Channel: 5/8"
 Pieces/Ctn.: 24
 Lin. Ft. /Ctn.: 300
 Cartons/Pallet: 32
 lbs./Ctn.: ≤39

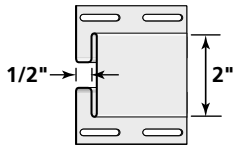
For use as soffit receiver and to receive Cornice Molding

| | Product Code | 52506 3/4" F-Channel | 52502 5/8" F-Channel | 52503 Deluxe F-Channel | |
|-------------|----------------------|-----------------------------------|-----------------------------------|-------------------------------------|--|
| | No Color | | | ● | |
| | Colonial White (01) | ● | ● | | |
| | Desert Tan (07) | ● | ● | | |
| | Granite Gray (34) | ● | | | |
| | Heritage Cream (11) | | ● | | |
| | Herringbone (04) | | ● | | |
| | Light Maple (55) | | ● | | |
| | Natural Clay (60) | ● | ● | | |
| | Sandstone Beige (15) | ● | ● | | |
| | Savannah Wicker (59) | ● | ● | | |
| | Snow (31) | ● | ● | | |
| | Sterling Gray (33) | | ● | | |
| PRIM | Musket Brown (49) | | ● | | |

Soffit Trim (continued)

Vinyl Carpentry® Accessories

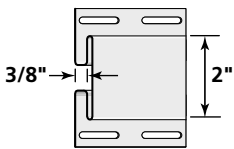
1/2" H-BAR



Product Code: 52504
 Finish: Matte
 Length: 12' 6"
 Channel: 1/2"
 Pieces/Ctn.: 10
 Lin. Ft. /Ctn.: 125
 Cartons/Pallet: 39
 lbs./Ctn.: ≤29

For use with most soffits and vertical siding

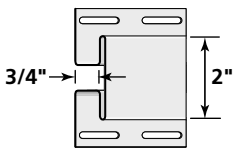
3/8" H-BAR



Product Code: 52505
 Finish: Matte
 Length: 12' 6"
 Channel: 3/8"
 Pieces/Ctn.: 10
 Lin. Ft. /Ctn.: 125
 Cartons/Pallet: 53
 lbs./Ctn.: ≤28

For use with Beaded Soffit

3/4" H-BAR



Product Code: 52507
 Finish: Matte
 Length: 12' 6"
 Channel: 3/4"
 Pieces/Ctn.: 10
 Lin. Ft. /Ctn.: 125
 Cartons/Pallet: 42
 lbs./Ctn.: ≤32

For use with Perimeter & Triple 3-1/3 InvisiVent & solid soffit.
 Can also be used with Monogram & Restoration Classic in horizontal applications.

| Product Code | 52504 1/2" H-Bar | 52505 3/8" H-Bar | 52507 3/4" H-Bar | |
|----------------------|------------------------|------------------------|------------------------|--|
| No Color | | | | |
| Colonial White (01) | ● | ● | ● | |
| Autumn Red (23) | ● | | | |
| Charcoal Gray (46) | ● | | | |
| Desert Tan (07) | ● | | | |
| Granite Gray (34) | ● | | | |
| Natural Clay (60) | ● | | | |
| Pacific Blue (27) | ● | | | |
| Sandstone Beige (15) | ● | | | |
| Savannah Wicker (59) | ● | | | |
| Snow (31) | ● | ● | | |
| Sterling Gray (33) | ● | | | |

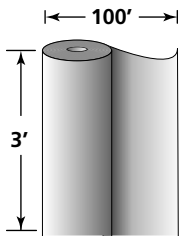
★ NEW COLOR

CertaWrap™ Premium

Weather Resistant Barrier

House Wrap

PREMIUM 3' x 100' ROLL

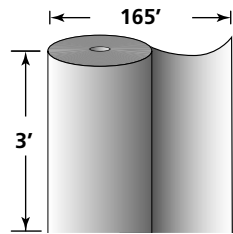


Product Code: 69230
 Finish: No Finish
 Length: 100'
 Width: 3'
 Thickness: 12.9 mils
 Rolls/Pallet: 144
 Sq. Ft./Roll: 300
 lbs./Roll: ≤ 7
 lbs./Pallet: ≤ 1,008

(sold per pallet – 144 rolls per pallet)

| Product Code | 69230 Premium 3' x 100' Roll | 69236 Premium 3' x 165' Roll | 69231 Premium 4.5' x 200' Roll | 69237 Premium 5' x 200' Roll | 69232 Premium 9' x 100' Roll | 69233 Premium 9' x 150' Roll | 69241 Standard 9' x 100' Roll |
|----------------------|---------------------------------------|---------------------------------------|---|---------------------------------------|---------------------------------------|---------------------------------------|--|
| Sandstone Beige (15) | ● | ● | ● | ● | ● | ● | |
| No Color (00) | | | | | | | ● |

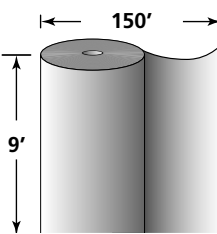
PREMIUM 3' x 165' ROLL



Product Code: 69236
 Finish: No Finish
 Length: 165'
 Width: 3'
 Thickness: 12.9 mils
 Rolls/Pallet: 96
 Sq. Ft./Roll: 495
 lbs./Roll: ≤ 12
 lbs./Pallet: ≤ 1,152

(sold per pallet – 96 rolls per pallet)

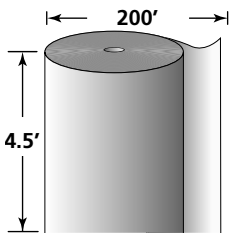
PREMIUM 9' x 150' ROLL



Product Code: 69233
 Finish: No Finish
 Length: 150'
 Width: 9'
 Thickness: 12.9 mils
 Rolls/Pallet: 36
 Sq. Ft./Roll: 1,350
 lbs./Roll: ≤ 31
 lbs./Pallet: ≤ 1,116

(sold per pallet – 36 rolls per pallet)

PREMIUM 4.5' x 200' ROLL



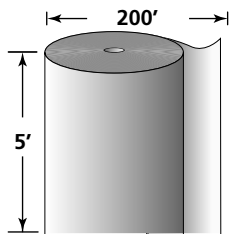
Product Code: 69231
 Finish: No Finish
 Length: 200'
 Width: 4.5'
 Thickness: 12.9 mils
 Rolls/Pallet: 32
 Sq. Ft./Roll: 900
 lbs./Roll: ≤ 20
 lbs./Pallet: ≤ 640

(sold per pallet – 32 rolls per pallet)

CertaWrap™ Standard

Housewrap

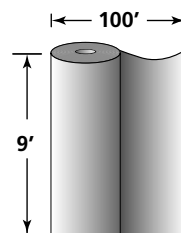
PREMIUM 5' x 200' ROLL



Product Code: 69237
 Finish: No Finish
 Length: 200'
 Width: 5'
 Thickness: 12.9 mils
 Rolls/Pallet: 32
 Sq. Ft./Roll: 1,000
 lbs./Roll: ≤ 22
 lbs./Pallet: ≤ 704

(sold per pallet – 32 rolls per pallet)

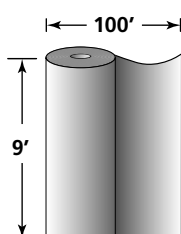
STANDARD 9' x 100' ROLL



Product Code: 69241
 Finish: No Finish
 Length: 100'
 Width: 9'
 Thickness: 5.0 mils
 Rolls/Pallet: 78
 Sq. Ft./Roll: 900
 lbs./Roll: ≤ 15
 lbs./Pallet: ≤ 840

(sold per pallet – 78 rolls per pallet)

PREMIUM 9' x 100' ROLL



**ASK ABOUT
CO-BRANDING!**

Product Code: 69232
 Finish: No Finish
 Length: 100'
 Width: 9'
 Thickness: 12.9 mils
 Rolls/Pallet: 40
 Sq. Ft./Roll: 900
 lbs./Roll: ≤ 21
 lbs./Pallet: ≤ 840

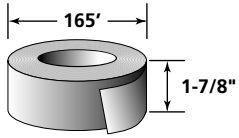
(sold per pallet – 40 rolls per pallet)

9' x 100' is also available in a co-brand option.
 (3 pallet order minimum – 120 roll minimum)

CertaWrap™ Tape

House Wrap

CERTATAPE™
CONSTRUCTION TAPE
1-7/8" x 165' ROLL



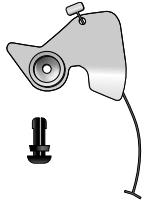
Product Code: 69921
 Finish: No Finish
 Length: 165'
 Width: 1-7/8'
 Rolls/Case: 24
 lbs./Roll: 1 (approx.)
 Cases/Pallet: 48
 lbs./Ctn.: ≤18

| | | |
|----------------------|---------------------------------------|--|
| Product Code | 69921 1-7/8" x 165' Roll | |
| Sandstone Beige (15) | ● | |

For use to seal overlaps, seams, and penetrations

Tools

SHINGLE REPAIR KIT



Product Code: 57994
 Finish: No Finish
 Kits/Ctn.: 24
 Cartons/Pallet: 60
 lbs./Ctn.: ≤3

NOTE:
 6 repair clips per kit
 24 kits per carton (144 clips per ctn.)
 Each kit contains enough pieces (6)
 to replace a single panel

Use one kit to repair one Perfection or Rough-Split panel

MONOGRAM® ZIPPER TOOL



Product Code: 57999
 Finish: No Finish
 Pieces/Ctn.: 1
 Cartons/Pallet: 50
 lbs./Ctn.: ≤1

Panel removal tool for Monogram siding only

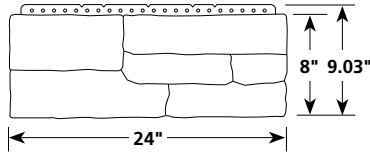
Tools

| Product Code | 57994 Shingle Repair Kit | 57999 Monogram Zipper Tool | |
|---------------|-----------------------------------|-------------------------------------|--|
| No Color (00) | ● | ● | |

STONEfaçade™ & Accessories**

Architectural Stone Cladding System

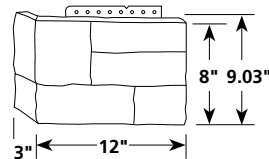
LEDGESTONE PANELS



Product Code: 11000
 Width: 24"
 Height: 8"
 Panel Thickness: 1.15"-2.25"
 Pkg. Wt.: 98 lbs.
 Sq. Ft./Ctn.: 7.99
 Pcs./Ctn.: 6
 Lin. Ft./Ctn.: 12
 Cartons/Pallet: 12

Note: Panels come in 3 different widths – 10", 14" and 24" (shown). All widths are randomly mixed within the cartons for installation ease. Number of pieces per carton vary from 6 or 7 depending on whether or not you have a pre-mixed carton.

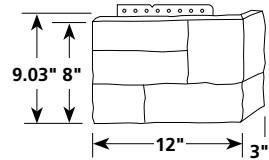
LEDGESTONE LEFT CORNERS



Product Code: 11201
 Width: 9", 10-1/2", 12"
 Height: 8"
 Panel Thickness: 1.15"-2.25"
 Pkg. Wt.: 56 lbs.
 Sq. Ft./Ctn.: 4.5
 Pcs./Ctn.: 6
 Lin. Ft./Ctn.: 6.75
 Cartons/Pallet: 15

Note: Corners come in 3 different widths – 9", 10-1/2" and 12" (shown). A carton of corners contains 2 of each size for installation ease. Please refer to the STONEfaçade installation instructions for directions on corner usage.

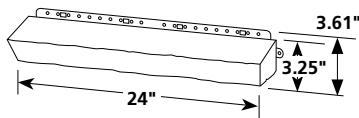
LEDGESTONE RIGHT CORNERS



Product Code: 11202
 Width: 9", 10-1/2", 12"
 Height: 8"
 Panel Thickness: 1.15"-2.25"
 Pkg. Wt.: 56 lbs.
 Sq. Ft./Ctn.: 4.5
 Pcs./Ctn.: 6
 Lin. Ft./Ctn.: 6.75
 Cartons/Pallet: 15

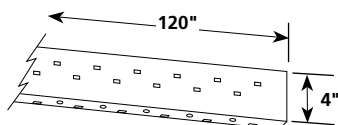
Note: Corners come in 3 different widths – 9", 10-1/2" and 12" (shown). A carton of corners contains 2 of each size for installation ease. Please refer to the STONEfaçade installation instructions for directions on corner usage.

SILLS



Product Code: 11001
 Width: 24"
 Height: 3.25"
 Pkg. Wt.: 71 lbs.
 Pcs./Ctn.: 5
 Lin. Ft./Ctn.: 10
 Cartons/Pallet: 15

STARTER STRIP



Product Code: 11301000
 Width: 120"
 Height: 4"
 Pkg. Wt.: 100 lbs.
 Pcs./Ctn.: 25
 Lin. Ft./Ctn.: 250
 Cartons/Pallet: 35

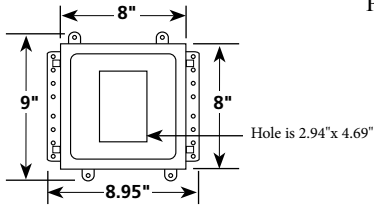
| | Product Code | 11000 LedgeStone Panels | 11201 LedgeStone Left Corners | 11202 LedgeStone Right Corners | 11001 Sills | 11301000 Starter Strip |
|-------|----------------------------|-------------------------------|--|---|----------------|------------------------------|
| | No Color (00) | | | | | ● |
| COLOR | Adirondack Snowfall (503) | ● | ● | ● | | |
| | Appalachian Twilight (504) | ● | ● | ● | | |
| | Harbor Sunset (501) | ● | ● | ● | | |
| | Pocono Autumn (502) | ● | ● | ● | | |
| | Brown (505) | | | | * | |
| | Dark Gray (506) | | | | * | |

* Sill Color Match for LedgeStone Panels:
 Harbor Sunset = Brown
 Pocono Autumn = Brown
 Adirondack Snowfall = Dark Gray
 Appalachian Twilight = Brown

STONEfaçade™ & Accessories

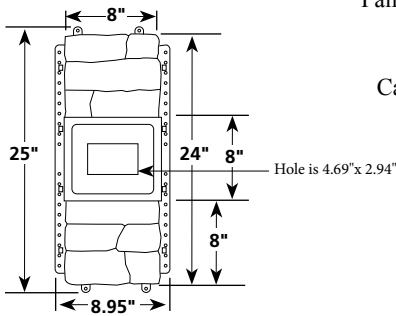
Architectural Stone Cladding System

SINGLE COURSE ELECTRICAL BOX



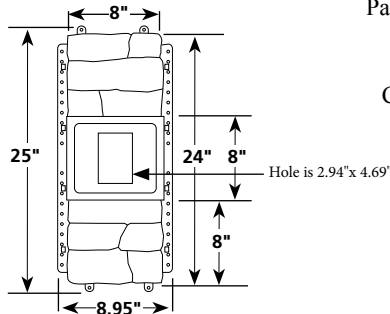
Product Code: 11304
 Width: 8"
 Height: 8"
 Panel Thickness: 1.15"-2.25"
 Pkg. Wt.: 55 lbs.
 Pcs./Ctn.: 12
 Cartons/Pallet: 15

MULTICOURSE ELECTRICAL BOX HORIZONTAL OPENING



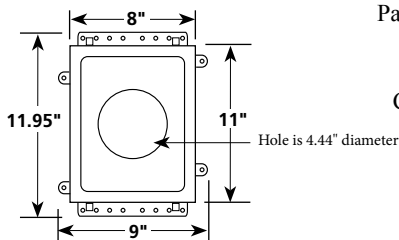
Product Code: 11302
 Width: 8"
 Height: 24"
 Panel Thickness: 1.15"-2.25"
 Pkg. Wt.: 67 lbs.
 Pcs./Ctn.: 4
 Cartons/Pallet: 15

MULTICOURSE ELECTRICAL BOX VERTICAL OPENING



Product Code: 11303
 Width: 8"
 Height: 24"
 Panel Thickness: 1.15"-2.25"
 Pkg. Wt.: 67 lbs.
 Pcs./Ctn.: 4
 Cartons/Pallet: 15

SINGLE COURSE LIGHT BOX

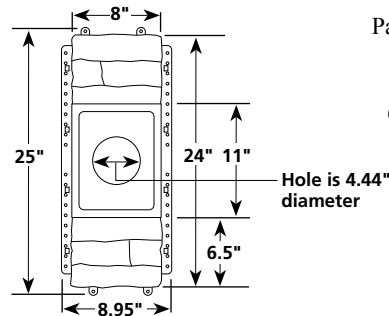


Product Code: 11404
 Width: 8"
 Height: 11"
 Panel Thickness: 1.15"-2.25"
 Pkg. Wt.: 51 lbs.
 Pcs./Ctn.: 8
 Cartons/Pallet: 15

| | Product Code | 11304 Single Course Electrical Box | 11302 Multicourse Electrical Box—Horizontal Opening | 11303 Multicourse Electrical Box—Vertical Opening | 11404 Single Course Light Box | 11405 Multicourse Light Box |
|--------------|----------------------------|--|---|---|---|---------------------------------------|
| COLOR | Adirondack Snowfall (503) | | ● | ● | | ● |
| | Appalachian Twilight (504) | | ● | ● | | ● |
| | Harbor Sunset (501) | | ● | ● | | ● |
| | Pocono Autumn (502) | | ● | ● | | ● |
| | Brown (505) | * | | | * | |
| | Dark Gray (506) | * | | | * | |

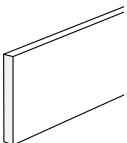
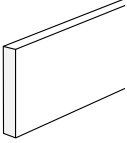
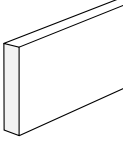
* Accessory Color Match of Single Course Electrical and Light Boxes:
 Harbor Sunset = Brown
 Pocono Autumn = Brown
 Adirondack Snowfall = Dark Gray
 Appalachian Twilight = Brown

MULTICOURSE LIGHT BOX



Product Code: 11405
 Width: 8"
 Height: 24"
 Panel Thickness: 1.15"-2.25"
 Pkg. Wt.: 66 lbs.
 Pcs./Ctn.: 4
 Cartons/Pallet: 15

Trimboards

| Smooth/Smooth, Natural White | | | FULL UNIT | | | HALF UNIT | | |
|--|---------------------------|-------------------------------|--------------|---------|----------------------|-----------|---------|----------------------|
| Nominal | Actual | Order Number* | PCS/UNIT | LF/UNIT | Weight** lbs/UNIT | PCS/UNIT | LF/UNIT | Weight** lbs/UNIT |
|  5/8 in. | 5/8 in. x 6 in. x 18 ft. | 5/8 in. x 5-1/2 in. x 18 ft. | 11040618005F | 160 | 2,880 | 2,791 | — | — |
| | 5/8 in. x 10 in. x 18 ft. | 5/8 in. x 9-1/4 in. x 18 ft. | 11041018005F | 100 | 1,800 | 2,925 | — | — |
|  3/4 in. | 1 in. x 3 in. x 18 ft. | 3/4 in. x 2-1/2 in. x 18 ft. | 11050318005F | 288 | 5,184 | 2,728 | — | — |
| | 1 in. x 4 in. x 18 ft. | 3/4 in. x 3-1/2 in. x 18 ft. | 11050418005 | 260 | 4,680 | 3,531 | 104 | 1,872 |
| | 1 in. x 5 in. x 18 ft. | 3/4 in. x 4-1/2 in. x 18 ft. | 11050518005F | 200 | 3,600 | 3,494 | — | — |
| | 1 in. x 6 in. x 18 ft. | 3/4 in. x 5-1/2 in. x 18 ft. | 11050618005 | 160 | 2,880 | 3,425 | 64 | 1,152 |
| | 1 in. x 8 in. x 18 ft. | 3/4 in. x 7-1/4 in. x 18 ft. | 11050818005 | 108 | 1,944 | 3,101 | 48 | 864 |
| | 1 in. x 10 in. x 18 ft. | 3/4 in. x 9-1/4 in. x 18 ft. | 11051018005 | 90 | 1,620 | 3,265 | 40 | 720 |
| | 1 in. x 12 in. x 18 ft. | 3/4 in. x 11-1/4 in. x 18 ft. | 11051218005 | 72 | 1,296 | 3,191 | 32 | 576 |
| | 1 in. x 16 in. x 18 ft. | 3/4 in. x 15-1/4 in. x 18 ft. | 11051618005 | 54 | 972 | 3,611 | 24 | 432 |
|  1 in. | 5/4 in. x 4 in. x 18 ft. | 1 in. x 3-1/2 in. x 18 ft. | 11060418005 | 208 | 3,744 | 3,863 | 104 | 1,872 |
| | 5/4 in. x 5 in. x 18 ft. | 1 in. x 4-1/2 in. x 18 ft. | 11060518005F | 160 | 2,880 | 3,029 | — | — |
| | 5/4 in. x 6 in. x 18 ft. | 1 in. x 5-1/2 in. x 18 ft. | 11060618005 | 128 | 2,304 | 3,659 | 64 | 1,152 |
| | 5/4 in. x 8 in. x 18 ft. | 1 in. x 7-1/4 in. x 18 ft. | 11060818005 | 96 | 1,728 | 3,622 | 48 | 864 |
| | 5/4 in. x 10 in. x 18 ft. | 1 in. x 9-1/4 in. x 18 ft. | 11061018005 | 80 | 1,440 | 3,829 | 40 | 720 |
| | 5/4 in. x 12 in. x 18 ft. | 1 in. x 11-1/4 in. x 18 ft. | 11061218005 | 64 | 1,152 | 3,734 | 32 | 576 |
| | 5/4 in. x 16 in. x 18 ft. | 1 in. x 15-1/4 in. x 18 ft. | 11061618005H | — | — | — | 24 | 432 |

Bending: The ability to bend trimboards and profiles varies greatly based on board thickness and width, profile shape, bend radius, and heat source type. CertainTeed recommends reviewing our installation instructions or using a professional PVC bending resource.

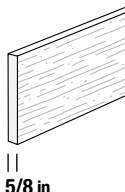
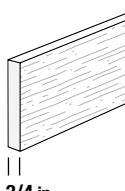
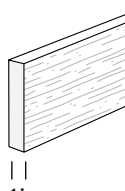
Special Order Program: CertainTeed has the ability to manufacture products in different lengths and widths that are not shown in this Specification Guide. We would be glad to discuss opportunities. Please contact your CertainTeed Territory Manager for product guidelines, minimum quantities and pricing.

*To order full units, add F to the end of the order number. To order a half unit, add H to the end of the order number, where applicable.

**Weights include pallet.

For more information call 800-233-8990
www.certainteed.com

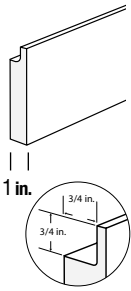

Trimboards

| TrueTexture™ Woodgrain/Smooth, Natural White | | | FULL UNIT | | | HALF UNIT | | |
|--|-------------------------------|---------------|-----------|---------|----------------------|-----------|---------|----------------------|
| Nominal | Actual | Order Number* | PCS/UNIT | LF/UNIT | Weight** lbs/UNIT | PCS/UNIT | LF/UNIT | Weight** lbs/UNIT |
|  5/8 in. x 6 in. x 18 ft. | 5/8 in. x 5-1/2 in. x 18 ft. | 12040618005F | 160 | 2,880 | 2,791 | — | — | — |
| 5/8 in. x 8 in. x 18 ft. | 5/8 in. x 7-1/4 in. x 18 ft. | 12040818005F | 120 | 2,160 | 2,765 | — | — | — |
| 5/8 in. x 10 in. x 18 ft. | 5/8 in. x 9-1/4 in. x 18 ft. | 12041018005F | 100 | 1,800 | 2,925 | — | — | — |
| 5/8 in. x 12 in. x 18 ft. | 5/8 in. x 11-1/4 in. x 18 ft. | 12041218005F | 80 | 1,440 | 2,851 | — | — | — |
| 1 in. x 4 in. x 12 ft. | 3/4 in. x 3-1/2 in. x 12 ft. | 12050412005F | 260 | 3,120 | 2,341 | — | — | — |
| 1 in. x 6 in. x 12 ft. | 3/4 in. x 5-1/2 in. x 12 ft. | 12050612005F | 160 | 1,920 | 2,268 | — | — | — |
| 1 in. x 8 in. x 12 ft. | 3/4 in. x 7-1/4 in. x 12 ft. | 12050812005F | 108 | 1,296 | 2,132 | — | — | — |
| 1 in. x 10 in. x 12 ft. | 3/4 in. x 9-1/4 in. x 12 ft. | 12051012005F | 90 | 1,080 | 2,169 | — | — | — |
| 1 in. x 12 in. x 12 ft. | 3/4 in. x 11-1/4 in. x 12 ft. | 12051212005F | 72 | 864 | 2,119 | — | — | — |
|  1 in. x 4 in. x 18 ft. | 3/4 in. x 3-1/2 in. x 18 ft. | 12050418005 | 260 | 4,680 | 3,531 | 104 | 1,872 | 1,538 |
| 1 in. x 5 in. x 18 ft. | 3/4 in. x 4-1/2 in. x 18 ft. | 12050518005F | 200 | 3,600 | 3,535 | — | — | — |
| 1 in. x 6 in. x 18 ft. | 3/4 in. x 5-1/2 in. x 18 ft. | 12050618005 | 160 | 2,880 | 3,425 | 64 | 1,152 | 1,514 |
| 1 in. x 8 in. x 18 ft. | 3/4 in. x 7-1/4 in. x 18 ft. | 12050818005 | 108 | 1,944 | 3,101 | 48 | 864 | 1,655 |
| 1 in. x 10 in. x 18 ft. | 3/4 in. x 9-1/4 in. x 18 ft. | 12051018005 | 90 | 1,620 | 3,265 | 40 | 720 | 1,737 |
| 1 in. x 12 in. x 18 ft. | 3/4 in. x 11-1/4 in. x 18 ft. | 12051218005 | 72 | 1,296 | 3,191 | 32 | 576 | 1,700 |
| 1 in. x 16 in. x 18 ft. | 3/4 in. x 15-1/4 in. x 18 ft. | 12051618005 | 54 | 972 | 3,611 | 24 | 432 | 1,721 |
| 5/4 in. x 4 in. x 12 ft. | 1 in. x 3-1/2 in. x 12 ft. | 12060412005F | 208 | 2,496 | 2,574 | — | — | — |
| 5/4 in. x 6 in. x 12 ft. | 1 in. x 5-1/2 in. x 12 ft. | 12060612005F | 128 | 1,536 | 2,439 | — | — | — |
| 5/4 in. x 8 in. x 12 ft. | 1 in. x 7-1/4 in. x 12 ft. | 12060812005F | 96 | 1,152 | 2,415 | — | — | — |
| 5/4 in. x 10 in. x 12 ft. | 1 in. x 9-1/4 in. x 12 ft. | 12061012005F | 80 | 960 | 2,553 | — | — | — |
| 5/4 in. x 12 in. x 12 ft. | 1 in. x 11-1/4 in. x 12 ft. | 12061212005F | 64 | 768 | 2,489 | — | — | — |
|  5/4 in. x 4 in. x 18 ft. | 1 in. x 3-1/2 in. x 18 ft. | 12060418005 | 208 | 3,744 | 3,861 | 104 | 1,872 | 2,036 |
| 5/4 in. x 5 in. x 18 ft. | 1 in. x 4-1/2 in. x 18 ft. | 12060518005F | 160 | 2,880 | 3,029 | — | — | — |
| 5/4 in. x 6 in. x 18 ft. | 1 in. x 5-1/2 in. x 18 ft. | 12060618005 | 128 | 2,304 | 3,659 | 64 | 1,152 | 1,935 |
| 5/4 in. x 8 in. x 18 ft. | 1 in. x 7-1/4 in. x 18 ft. | 12060818005 | 96 | 1,728 | 3,622 | 48 | 864 | 1,916 |
| 5/4 in. x 10 in. x 18 ft. | 1 in. x 9-1/4 in. x 18 ft. | 12061018005 | 80 | 1,440 | 3,829 | 40 | 720 | 2,019 |
| 5/4 in. x 12 in. x 18 ft. | 1 in. x 11-1/4 in. x 18 ft. | 12061218005 | 64 | 1,152 | 3,734 | 32 | 576 | 1,972 |
| 5/4 in. x 16 in. x 18 ft. | 1 in. x 15-1/4 in. x 18 ft. | 12061618005H | — | — | — | 24 | 432 | 2,041 |

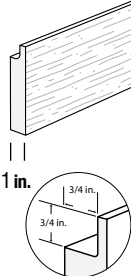

*To order full units, add F to the end of the order number. To order a half unit, add H to the end of the order number, where applicable.

**Weights include pallet.

Trimboards

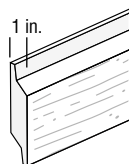
| J-Pocket Smooth, Natural White | | | | FULL UNIT | | | HALF UNIT | | |
|---|--------------------------------------|----------------------------|--------------|-----------|----------------------|----------|-----------|----------------------|--|
| Nominal | Actual | Order Number* | PCS/UNIT | LF/UNIT | Weight** lbs/UNIT | PCS/UNIT | LF/UNIT | Weight** lbs/UNIT | |
|  1 in. 3/4 in. | 5/4 in. x 4 in. x 12 ft. J-Pocket | 1 in. x 3-1/2 in. x 12 ft. | 11160412005F | 156 | 1,872 | 1,591 | — | — | |
| | 5/4 in. x 6 in. x 12 ft. J-Pocket | 1 in. x 5-1/2 in. x 12 ft. | 11160612005F | 96 | 1,152 | 1,344 | — | — | |
|  1 in. 3/4 in. | 5/4 in. x 4 in. x 18 ft. J-Pocket | 1 in. x 3-1/2 in. x 18 ft. | 11160418005 | 156 | 2,808 | 2,400 | 104 | 1,872 | |
| | 5/4 in. x 6 in. x 18 ft. J-Pocket | 1 in. x 5-1/2 in. x 18 ft. | 11160618005 | 96 | 1,728 | 2,028 | 64 | 1,152 | |

Built-in J-Pocket for siding

| J-Pocket TrueTexture™ Woodgrain, Natural White | | | | FULL UNIT | | | HALF UNIT | | |
|---|--------------------------------------|----------------------------|--------------|-----------|----------------------|----------|-----------|----------------------|--|
| Nominal | Actual | Order Number* | PCS/UNIT | LF/UNIT | Weight** lbs/UNIT | PCS/UNIT | LF/UNIT | Weight** lbs/UNIT | |
|  1 in. 3/4 in. | 5/4 in. x 4 in. x 12 ft. J-Pocket | 1 in. x 3-1/2 in. x 12 ft. | 12160412005F | 156 | 1,872 | 1,591 | — | — | |
| | 5/4 in. x 6 in. x 12 ft. J-Pocket | 1 in. x 5-1/2 in. x 12 ft. | 12160612005F | 96 | 1,152 | 1,344 | — | — | |
|  1 in. 3/4 in. | 5/4 in. x 4 in. x 18 ft. J-Pocket | 1 in. x 3-1/2 in. x 18 ft. | 12160418005 | 156 | 2,808 | 2,400 | 104 | 1,872 | |
| | 5/4 in. x 6 in. x 18 ft. J-Pocket | 1 in. x 5-1/2 in. x 18 ft. | 12160618005 | 96 | 1,728 | 2,028 | 64 | 1,152 | |

Built-in J-Pocket for siding

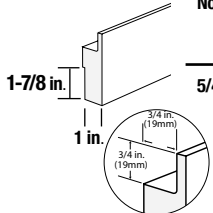
Fiber Cement Skirtboards

| TrueTexture™ Woodgrain/Smooth, Natural White | | | | FULL UNIT | | |
|--|--------------------------|----------------------------|--------------|-----------|----------------------|--|
| Nominal | Actual | Order Number* | PCS/UNIT | LF/UNIT | Weight** lbs/UNIT | |
|  1 in. | 5/4 in. x 6 in. x 12 ft. | 1 in. x 5-1/2 in. x 12 ft. | 12360612005F | 64 | 768 | |
| | 5/4 in. x 8 in. x 12 ft. | 1 in. x 7-1/4 in. x 12 ft. | 12360812005F | 48 | 576 | |

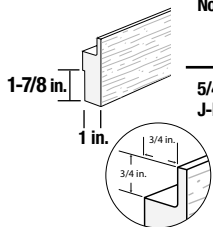
*To order full units, add F to the end of the order number. To order a half unit, add H to the end of the order number, where applicable.

**Weights include pallet.

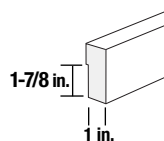
Trimboards with Cut-Outs

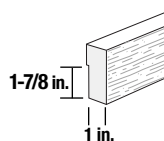
| J-Pocket Smooth, Natural White | | | | FULL UNIT | | | HALF UNIT | | |
|--|--------------------------|----------------------------|-------------|-----------|----------------------|----------|-----------|----------------------|-------|
| Nominal | Actual | Order Number* | PCS/UNIT | LF/UNIT | Weight** lbs/UNIT | PCS/UNIT | LF/UNIT | Weight** lbs/UNIT | |
|  1-7/8 in. 1 in. | 5/4 in. x 4 in. x 18 ft. | 1 in. x 3-1/2 in. x 18 ft. | 11165018005 | 156 | 2,808 | 2,556 | 104 | 1,872 | 1,900 |

Built-in J-Pocket for siding and cut-out for Window Flange

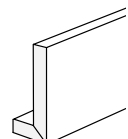
| J-Pocket TrueTexture™ Woodgrain, Natural White | | | | FULL UNIT | | | HALF UNIT | | |
|--|--------------------------------------|----------------------------|-------------|-----------|----------------------|----------|-----------|----------------------|-------|
| Nominal | Actual | Order Number* | PCS/UNIT | LF/UNIT | Weight** lbs/UNIT | PCS/UNIT | LF/UNIT | Weight** lbs/UNIT | |
|  1-7/8 in. 1 in. | 5/4 in. x 4 in. x 18 ft. J-Pocket | 1 in. x 3-1/2 in. x 18 ft. | 12165018005 | 156 | 2,808 | 2,551 | 104 | 1,872 | 1,900 |

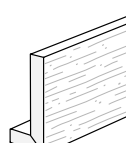
Built-in J-Pocket for siding and cut-out for Window Flange

| Smooth, Natural White | | | | FULL UNIT | | | HALF UNIT | | |
|--|--------------------------|----------------------------|-------------|-----------|----------------------|----------|-----------|----------------------|-------|
| Nominal | Actual | Order Number* | PCS/UNIT | LF/UNIT | Weight** lbs/UNIT | PCS/UNIT | LF/UNIT | Weight** lbs/UNIT | |
|  1-7/8 in. 1 in. | 5/4 in. x 4 in. x 18 ft. | 1 in. x 3-1/2 in. x 18 ft. | 11065018005 | 156 | 2,808 | 4,611 | 104 | 1,872 | 2,409 |

| TrueTexture™ Woodgrain, Natural White | | | | FULL UNIT | | | HALF UNIT | | |
|---|--------------------------|----------------------------|-------------|-----------|----------------------|----------|-----------|----------------------|-------|
| Nominal | Actual | Order Number* | PCS/UNIT | LF/UNIT | Weight** lbs/UNIT | PCS/UNIT | LF/UNIT | Weight** lbs/UNIT | |
|  1-7/8 in. 1 in. | 5/4 in. x 4 in. x 18 ft. | 1 in. x 3-1/2 in. x 18 ft. | 12065018005 | 156 | 2,808 | 4,611 | 104 | 1,872 | 2,409 |

Fascia

| Smooth, Natural White | | | | FULL UNIT | | |
|--|---------------------------|------------------------------|--------------|-----------|----------------------|-------|
| Nominal | Actual | Order Number | PCS/UNIT | LF/UNIT | Weight** lbs/UNIT | |
|  3/4 in. | 3/4 in. x 8 in. x 18 ft. | 3/4 in. x 7-1/4 in. x 18 ft. | 11430818005F | 36 | 648 | 1,205 |
| | 3/4 in. x 10 in. x 18 ft. | 3/4 in. x 9-1/4 in. x 18 ft. | 11431018005F | 32 | 576 | 1,260 |

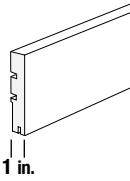
| TrueTexture™ Woodgrain, Natural White | | | | FULL UNIT | | |
|--|---------------------------|------------------------------|--------------|-----------|----------------------|-------|
| Nominal | Actual | Order Number | PCS/UNIT | LF/UNIT | Weight** lbs/UNIT | |
|  3/4 in. | 3/4 in. x 8 in. x 18 ft. | 3/4 in. x 7-1/4 in. x 18 ft. | 13430818005F | 36 | 648 | 1,205 |
| | 3/4 in. x 10 in. x 18 ft. | 3/4 in. x 9-1/4 in. x 18 ft. | 13431018005F | 32 | 576 | 1,260 |

*To order full units, add F to the end of the order number. To order a half unit, add H to the end of the order number, where applicable.

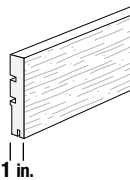
**Weights include pallet.

InvisiPro® Hidden Fastening System

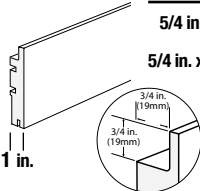
| Trimboard (with grooves) Smooth, Natural White | | | HALF UNIT | | |
|--|----------------------------|--------------|-----------|---------|----------------------|
| Nominal | Actual | Order Number | PCS/UNIT | LF/UNIT | Weight** lbs/UNIT |
| 5/4 in. x 4 in. x 10 ft. | 1 in. x 3-1/2 in. x 10 ft. | 11260410005H | 104 | 1,040 | 1,108 |
| 5/4 in. x 6 in. x 10 ft. | 1 in. x 5-1/2 in. x 10 ft. | 11260610005H | 64 | 640 | 1,075 |



| Trimboard (with grooves) TrueTexture™ Woodgrain, Natural White | | | HALF UNIT | | |
|--|----------------------------|--------------|-----------|---------|----------------------|
| Nominal | Actual | Order Number | PCS/UNIT | LF/UNIT | Weight** lbs/UNIT |
| 5/4 in. x 4 in. x 10 ft. | 1 in. x 3-1/2 in. x 10 ft. | 13260410005H | 104 | 1,040 | 1,108 |
| 5/4 in. x 6 in. x 10 ft. | 1 in. x 5-1/2 in. x 10 ft. | 13260610005H | 64 | 640 | 1,075 |

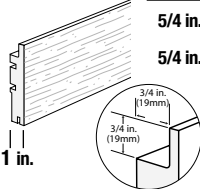


| J-Pocket (with grooves) Smooth, Natural White | | | HALF UNIT | | |
|---|----------------------------|--------------|-----------|---------|----------------------|
| Nominal | Actual | Order Number | PCS/UNIT | LF/UNIT | Weight** lbs/UNIT |
| 5/4 in. x 4 in. x 10 ft. | 1 in. x 3-1/2 in. x 10 ft. | 11360410005H | 104 | 1,040 | 1,108 |
| 5/4 in. x 6 in. x 10 ft. | 1 in. x 5-1/2 in. x 10 ft. | 11360610005H | 64 | 640 | 1,075 |



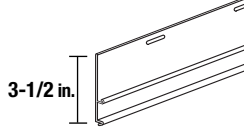
Built-in J-Pocket for siding

| J-Pocket (with grooves) TrueTexture™ Woodgrain, Natural White | | | HALF UNIT | | |
|---|----------------------------|--------------|-----------|---------|----------------------|
| Nominal | Actual | Order Number | PCS/UNIT | LF/UNIT | Weight** lbs/UNIT |
| 5/4 in. x 4 in. x 10 ft. | 1 in. x 3-1/2 in. x 10 ft. | 13360410005H | 104 | 1,040 | 1,108 |
| 5/4 in. x 6 in. x 10 ft. | 1 in. x 5-1/2 in. x 10 ft. | 13360610005H | 64 | 640 | 1,075 |



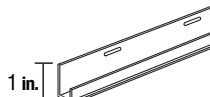
Built-in J-Pocket for siding

| Nail Hem Flange* White | | | CARTONS | | |
|------------------------|------------------|--------------|---------|--------|--------------------|
| Nominal Length | Actual Length | Order Number | PCS/CTN | LF/CTN | Weight† lbs/CTN |
| 10 ft. | 9 ft. 11-3/4 in. | 60093910005C | 36 | 360 | 54 |




*Same flange as used on One-Piece Corner

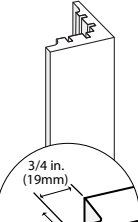
| Starter Flange, White | | | CARTONS | | |
|-----------------------|------------------|--------------|---------|--------|--------------------|
| Nominal Length | Actual Length | Order Number | PCS/CTN | LF/CTN | Weight† lbs/CTN |
| 10 ft. | 9 ft. 11-3/4 in. | 60053410001C | 36 | 360 | 29 |



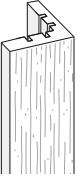
**Weights include pallet. †Weights include carton.

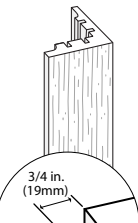
One-piece Corners

| Smooth, Natural White | | | | FULL UNIT | | | HALF UNIT | | |
|---|----------------------------------|--|-------------|-----------|----------------------|----------|-----------|----------------------|-------|
| Nominal | Actual | Order Number* | PCS/UNIT | LF/UNIT | Weight** lbs/UNIT | PCS/UNIT | LF/UNIT | Weight** lbs/UNIT | |
|  | 5/4 in. x 4 in. x 4 in. x 10 ft. | 1 in. x 3-1/2 in. x 3-1/2 in. x 10 ft. | 31060410005 | 72 | 720 | 1,288 | 36 | 360 | 693 |
| | 5/4 in. x 4 in. x 4 in. x 20 ft. | 1 in. x 3-1/2 in. x 3-1/2 in. x 20 ft. | 31060420005 | 72 | 1,440 | 2,499 | 36 | 720 | 1,422 |
| | 5/4 in. x 6 in. x 6 in. x 10 ft. | 1 in. x 5-1/2 in. x 5-1/2 in. x 10 ft. | 31060610005 | 48 | 480 | 1,370 | 24 | 240 | 734 |
| | 5/4 in. x 6 in. x 6 in. x 20 ft. | 1 in. x 5-1/2 in. x 5-1/2 in. x 20 ft. | 31060620005 | 48 | 960 | 2,772 | 24 | 480 | 1,502 |

| J-Pocket Smooth, Natural White | | | | FULL UNIT | | | HALF UNIT | | |
|---|---|--|-------------|-----------|----------------------|----------|-----------|----------------------|-------|
| Nominal | Actual | Order Number* | PCS/UNIT | LF/UNIT | Weight** lbs/UNIT | PCS/UNIT | LF/UNIT | Weight** lbs/UNIT | |
|  | 5/4 in. x 4 in. x 4 in. x 10 ft. J-Pocket | 1 in. x 3-1/2 in. x 3-1/2 in. x 10 ft. | 31160410005 | 72 | 720 | 1,059 | 36 | 360 | 579 |
| | 5/4 in. x 4 in. x 4 in. x 20 ft. J-Pocket | 1 in. x 3-1/2 in. x 3-1/2 in. x 20 ft. | 31160420005 | 72 | 1,440 | 2,095 | 36 | 720 | 1,163 |
| | 5/4 in. x 6 in. x 6 in. x 10 ft. J-Pocket | 1 in. x 5-1/2 in. x 5-1/2 in. x 10 ft. | 31160610005 | 48 | 480 | 1,129 | 24 | 240 | 615 |
| | 5/4 in. x 6 in. x 6 in. x 20 ft. J-Pocket | 1 in. x 5-1/2 in. x 5-1/2 in. x 20 ft. | 31160620005 | 48 | 960 | 2,157 | 24 | 480 | 1,128 |

Built-in J-Pocket for siding

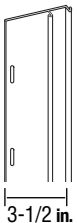
| TrueTexture™ Woodgrain, Natural White | | | | FULL UNIT | | | HALF UNIT | | |
|---|----------------------------------|--|-------------|-----------|----------------------|----------|-----------|----------------------|-------|
| Nominal | Actual | Order Number* | PCS/UNIT | LF/UNIT | Weight** lbs/UNIT | PCS/UNIT | LF/UNIT | Weight** lbs/UNIT | |
|  | 5/4 in. x 4 in. x 4 in. x 10 ft. | 1 in. x 3-1/2 in. x 3-1/2 in. x 10 ft. | 33060410005 | 72 | 720 | 1,288 | 36 | 360 | 693 |
| | 5/4 in. x 4 in. x 4 in. x 20 ft. | 1 in. x 3-1/2 in. x 3-1/2 in. x 20 ft. | 33060420005 | 72 | 1,440 | 2,499 | 36 | 720 | 1,365 |
| | 5/4 in. x 6 in. x 6 in. x 10 ft. | 1 in. x 5-1/2 in. x 5-1/2 in. x 10 ft. | 33060610005 | 48 | 480 | 1,370 | 24 | 240 | 734 |
| | 5/4 in. x 6 in. x 6 in. x 20 ft. | 1 in. x 5-1/2 in. x 5-1/2 in. x 20 ft. | 33060620005 | 48 | 960 | 2,772 | 24 | 480 | 1,502 |

| J-Pocket TrueTexture™ Woodgrain, Natural White | | | | FULL UNIT | | | HALF UNIT | | |
|---|---|--|-------------|-----------|----------------------|----------|-----------|----------------------|-------|
| Nominal | Actual | Order Number* | PCS/UNIT | LF/UNIT | Weight** lbs/UNIT | PCS/UNIT | LF/UNIT | Weight** lbs/UNIT | |
|  | 5/4 in. x 4 in. x 4 in. x 10 ft. J-Pocket | 1 in. x 3-1/2 in. x 3-1/2 in. x 10 ft. | 33160410005 | 72 | 720 | 1,059 | 36 | 360 | 579 |
| | 5/4 in. x 4 in. x 4 in. x 20 ft. J-Pocket | 1 in. x 3-1/2 in. x 3-1/2 in. x 20 ft. | 33160420005 | 72 | 1,440 | 2,095 | 36 | 720 | 1,163 |
| | 5/4 in. x 6 in. x 6 in. x 10 ft. J-Pocket | 1 in. x 5-1/2 in. x 5-1/2 in. x 10 ft. | 33160610005 | 48 | 480 | 1,129 | 24 | 240 | 615 |
| | 5/4 in. x 6 in. x 6 in. x 20 ft. J-Pocket | 1 in. x 5-1/2 in. x 5-1/2 in. x 20 ft. | 33160620005 | 48 | 960 | 2,290 | 24 | 480 | 1,261 |

Built-in J-Pocket for siding

| Nail Hem Flange*** White | | | CARTONS | | | |
|--------------------------|------------------|--------------|---------|--------|--------------------|--|
| Nominal Length | Actual Length | Order Number | PCS/CTN | LF/CTN | Weight† lbs/CTN | |
| 10 ft. | 9 ft. 11-3/4 in. | 60093910005C | 36 | 360 | 54 | |

Two flanges needed per 10' corner; Four flanges needed per 20' corner



InvisiPro Hidden Fastening System Product

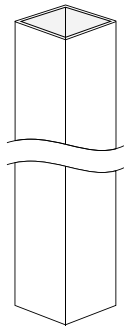
*** Same flange as used on Trimboard and J-Pocket (with grooves)

*To order full units, add F to the end of the order number. To order a half unit, add H to the end of the order number, where applicable.

**Weights include pallet. †Weights include carton.

Column Wraps

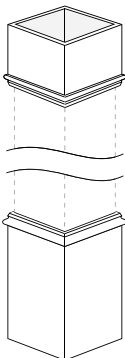
Column Wrap Smooth, Natural White



| Nominal | Actual | Order Number | FULL UNIT | | |
|-------------------------|-------------------------|--------------|-----------|---------|----------------------|
| | | | PCS/UNIT | LF/UNIT | Weight** lbs/UNIT |
| 8 in. x 8 in. x 9 ft. | 8 in. x 8 in. x 9 ft. | 71380809005F | 12 | 108 | 515 |
| 10 in. x 10 in. x 9 ft. | 10 in. x 10 in. x 9 ft. | 71301009005F | 12 | 108 | 685 |

Must order Column Wrap and Trim Kit for complete Column.

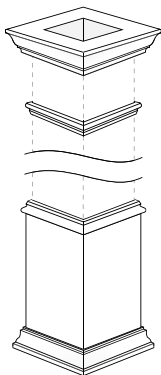
Classic Cap/Base Trim Kit* Smooth, Natural White



| Nominal | Actual | Order Number | FULL UNIT | | |
|-----------------|-----------------|--------------|-----------|---------|----------------------|
| | | | PCS/UNIT | LF/UNIT | Weight** lbs/UNIT |
| 8 in. x 8 in. | 8 in. x 8 in. | 61480801005F | 4 | n/a | 57 |
| 10 in. x 10 in. | 10 in. x 10 in. | 61401001005F | 4 | n/a | 66 |

*Column Wrap not included. Must order Column Wrap and Trim Kit for complete Column.

Estate Cap/Base Trim Kit* Smooth, Natural White

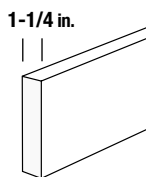


| Nominal | Actual | Order Number | FULL UNIT | | |
|-----------------|-----------------|--------------|-----------|---------|----------------------|
| | | | PCS/UNIT | LF/UNIT | Weight** lbs/UNIT |
| 8 in. x 8 in. | 8 in. x 8 in. | 61680801005F | 4 | n/a | 61 |
| 10 in. x 10 in. | 10 in. x 10 in. | 61601001005F | 4 | n/a | 73 |

*Column Wrap not included. Must order Column Wrap and Trim Kit for complete Column.

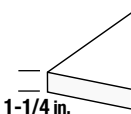
CustomCraft™ 1-1/2 in. Thick for Custom Fabrication

Trimboard Smooth/Smooth, Natural White



| Nominal | Actual | Order Number | HALF UNIT | | |
|-----------------------------|--------------------------------|--------------|-----------|---------|----------------------|
| | | | PCS/UNIT | LF/UNIT | Weight** lbs/UNIT |
| 1-1/2 in. x 10 in. x 18 ft. | 1-1/4 in. x 9-1/4 in. x 18 ft. | 11071018005H | 20 | 360 | 1,456 |

Sheet Smooth/Smooth, Natural White

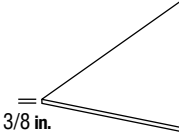
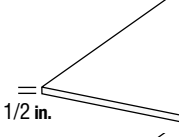
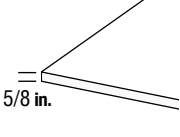
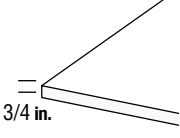

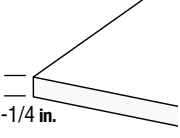
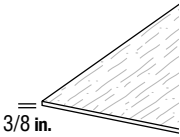
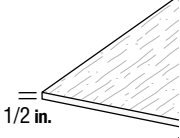


| Nominal | Actual | Order Number | HALF UNIT | | |
|---------------------------|---------------------------|--------------|-----------|---------|----------------------|
| | | | PCS/UNIT | LF/UNIT | Weight** lbs/UNIT |
| 1-1/2 in. x 4 ft. x 8 ft. | 1-1/4 in. x 4 ft. x 8 ft. | 21074808005H | 10 | 80 | 1,295 |

CustomCraft™ available in half units only.

**Weights include pallet.

Sheets

| Smooth/Smooth, Natural White | | | | FULL UNIT | | | HALF UNIT | | |
|---|---------------------------|---------------------------|---------------|--|---------|----------------------|------------------|---------|----------------------|
| | Nominal | Actual | Order Number* | PCS/UNIT | LF/UNIT | Weight** lbs/UNIT | PCS/UNIT | LF/UNIT | Weight** lbs/UNIT |
|  | 3/8 in. x 4 ft. x 8 ft. | 3/8 in. x 4 ft. x 8 ft. | 21014808005 | 25 | 200 | 1,077 | 12 | 96 | 553 |
| | 3/8 in. x 4 ft. x 10 ft. | 3/8 in. x 4 ft. x 10 ft. | 21014810005 | 25 | 250 | 1,270 | 12 | 120 | 661 |
| | 3/8 in. x 4 ft. x 18 ft. | 3/8 in. x 4 ft. x 18 ft. | 21014818005 | 25 | 450 | 2,313 | 12 | 216 | 1,220 |
|  | 1/2 in. x 4 ft. x 8 ft. | 1/2 in. x 4 ft. x 8 ft. | 21024808005 | 25 | 200 | 1,247 | 12 | 96 | 635 |
| | 1/2 in. x 4 ft. x 10 ft. | 1/2 in. x 4 ft. x 10 ft. | 21024810005 | 25 | 250 | 1,602 | 12 | 120 | 820 |
| | 1/2 in. x 4 ft. x 18 ft. | 1/2 in. x 4 ft. x 18 ft. | 21024818005 | 25 | 450 | 2,826 | 12 | 216 | 1,465 |
|  | 5/8 in. x 4 ft. x 8 ft. | 5/8 in. x 4 ft. x 8 ft. | 21044808005 | 25 | 200 | 1,686 | 12 | 96 | 847 |
| | 5/8 in. x 4 ft. x 10 ft. | 5/8 in. x 4 ft. x 10 ft. | 21044810005 | 25 | 250 | 2,065 | 12 | 120 | 1,043 |
| | 5/8 in. x 4 ft. x 18 ft. | 5/8 in. x 4 ft. x 18 ft. | 21044818005 | 25 | 450 | 3,621 | 12 | 216 | 1,847 |
|  | 3/4 in. x 4 ft. x 8 ft. | 3/4 in. x 4 ft. x 8 ft. | 21034808005 | 20 | 160 | 1,638 | 10 | 80 | 854 |
| | 3/4 in. x 4 ft. x 10 ft. | 3/4 in. x 4 ft. x 10 ft. | 21034810005 | 20 | 200 | 2,058 | 10 | 100 | 1,078 |
| | 3/4 in. x 4 ft. x 12 ft. | 3/4 in. x 4 ft. x 12 ft. | 21034812005 | 20 | 240 | 2,464 | 10 | 120 | 1,289 |
| | 3/4 in. x 4 ft. x 18 ft. | 3/4 in. x 4 ft. x 18 ft. | 21034818005 | 21 | 378 | 3,907 | 10 | 180 | 1,945 |
| | 3/4 in. x 4 ft. x 20 ft. | 3/4 in. x 4 ft. x 20 ft. | 21034820005 | 21 | 420 | 4,070 | 10 | 200 | 2,125 |
|  | 1 in. x 4 ft. x 8 ft. | 1 in. x 4 ft. x 8 ft. | 21054808005 | 20 | 160 | 2,215 | 10 | 80 | 1,143 |
| | 1 in. x 4 ft. x 10 ft. | 1 in. x 4 ft. x 10 ft. | 21054810005 | 20 | 200 | 2,745 | 10 | 100 | 1,421 |
| | 1 in. x 4 ft. x 12 ft. | 1 in. x 4 ft. x 12 ft. | 21054812005 | 20 | 240 | 3,271 | 10 | 120 | 1,693 |
| | 1 in. x 4 ft. x 18 ft. | 1 in. x 4 ft. x 18 ft. | 21054818005 | 18 | 324 | 4,412 | 9 | 162 | 2,309 |
| | 1 in. x 4 ft. x 20 ft. | 1 in. x 4 ft. x 20 ft. | 21054820005 | 16 | 320 | 4,407 | 8 | 160 | 2,319 |
| CustomCraft Sheet Smooth/Smooth, Natural White | | | | | | | HALF UNIT | | |
|  | Nominal | Actual | Order Number | CustomCraft available in half units only. | | | PCS/UNIT | LF/UNIT | Weight** lbs/UNIT |
| | 1-1/2 in. x 4 ft. x 8 ft. | 1-1/4 in. x 4 ft. x 8 ft. | 21074808005H | | | | 10 | 80 | 1,295 |
| TrueTexture™ Woodgrain/Smooth, Natural White | | | | FULL UNIT | | | HALF UNIT | | |
| | Nominal | Actual | Order Number* | PCS/UNIT | LF/UNIT | Weight** lbs/UNIT | PCS/UNIT | LF/UNIT | Weight** lbs/UNIT |
|  | 3/8 in. x 4 ft. x 8 ft. | 3/8 in. x 4 ft. x 8 ft. | 22014808005 | 25 | 200 | 1,077 | 12 | 96 | 553 |
| | 1/2 in. x 4 ft. x 8 ft. | 1/2 in. x 4 ft. x 8 ft. | 22024808005 | 25 | 200 | 1,247 | 12 | 96 | 634 |
|  | 3/4 in. x 4 ft. x 8 ft. | 3/4 in. x 4 ft. x 8 ft. | 22034808005 | 20 | 160 | 1,638 | 10 | 80 | 854 |

*To order full units, add F to the end of the order number. To order a half unit, add H to the end of the order number, where applicable.

**Weights include pallet.

Beadboard Reversible Panels

| Traditional Tongue & Groove, Natural White† | | | | FULL UNIT | | | HALF UNIT | | |
|---|------------------------------|----------------|----------|-----------|--------------------|----------|-----------|--------------------|--|
| Nominal | Actual | Order Number * | PCS/UNIT | LF/UNIT | Weight ** lbs/UNIT | PCS/UNIT | LF/UNIT | Weight ** lbs/UNIT | |
| 1/2 in. x 5-1/2 in. x 18 ft. | 1/2 in. x 5-1/8 in. x 18 ft. | 8300005 | 200 | 3,600 | 2,642 | 100 | 1,800 | 1,430 | |

†Reversible beaded or channel repeat

| 2TL, TightLap, Natural White† | | | | FULL UNIT | | | HALF UNIT | | |
|-------------------------------|------------------------------|----------------|----------|-----------|--------------------|----------|-----------|--------------------|--|
| Nominal | Actual | Order Number * | PCS/UNIT | LF/UNIT | Weight ** lbs/UNIT | PCS/UNIT | LF/UNIT | Weight ** lbs/UNIT | |
| 1/2 in. x 6 in. x 18 ft. | 1/2 in. x 5-3/4 in. x 18 ft. | 11225318005 | 224 | 4,032 | 2,648 | 96 | 1,728 | 1,255 | |

†Reversible beaded or channel repeat

| 3TL, TightLap, Natural White† | | | | FULL UNIT | | | HALF UNIT | | |
|-------------------------------|------------------------------|----------------|----------|-----------|--------------------|----------|-----------|--------------------|--|
| Nominal | Actual | Order Number * | PCS/UNIT | LF/UNIT | Weight ** lbs/UNIT | PCS/UNIT | LF/UNIT | Weight ** lbs/UNIT | |
| 1/2 in. x 8-1/2 in. x 18 ft. | 1/2 in. x 8-1/4 in. x 18 ft. | 11225418005 | 200 | 3,600 | 3,884 | 100 | 1,800 | 1,852 | |

†Reversible beaded or channel repeat

Beadboard Panels Non-Reversible Panels

| Beaded, Natural White | | | | FULL UNIT | | | HALF UNIT | | |
|--------------------------|--------------------------|----------------|----------|-----------|--------------------|----------|-----------|--------------------|--|
| Nominal | Actual | Order Number * | PCS/UNIT | LF/UNIT | Weight ** lbs/UNIT | PCS/UNIT | LF/UNIT | Weight ** lbs/UNIT | |
| 1/2 in. x 4 ft. x 8 ft. | 1/2 in. x 4 ft. x 8 ft. | 21224808005 | 25 | 200 | 1,218 | 12 | 96 | 621 | |
| 1/2 in. x 4 ft. x 10 ft. | 1/2 in. x 4 ft. x 10 ft. | 21224810005 | 25 | 250 | 1,709 | 12 | 120 | 872 | |

WP4/Nickel Gap Reversible Panel

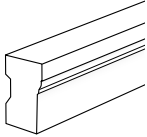
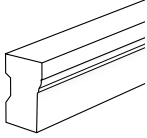
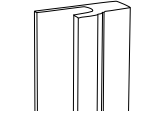
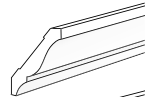
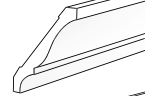
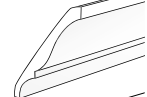
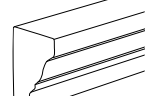



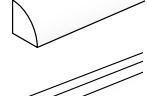
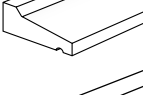
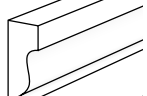

| WP4/Nickel Gap, TightLap™, Natural White† | | | | FULL UNIT | | | HALF UNIT | | |
|---|------------------------------|----------------|----------|-----------|--------------------|----------|-----------|--------------------|--|
| Nominal | Actual | Order Number * | PCS/UNIT | LF/UNIT | Weight ** lbs/UNIT | PCS/UNIT | LF/UNIT | Weight ** lbs/UNIT | |
| 3/4 in. x 6 in. x 18 ft. | 3/4 in. x 5-3/4 in. x 18 ft. | 11935318005F | 72 | 1,296 | 1,800 | — | — | — | |

†Reversible WP4 or Nickel Gap repeat

*To order full units, add F to the end of the order number. To order a half unit, add H to the end of the order number, where applicable.

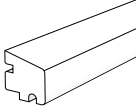
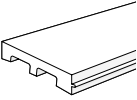
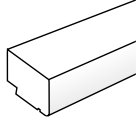
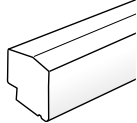
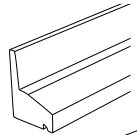
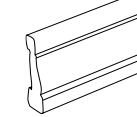
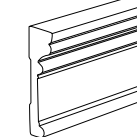
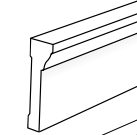
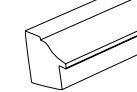
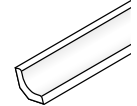
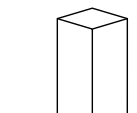
**Weights include pallet.

Profiles

| Smooth, Satin Finish, Natural White | | CARTONS | | | | |
|---|--------------|---------|---------|--------|--------------------|--|
| Nominal/Actual | Order Number | Length | PCS/CTN | LF/CTN | Weight† lbs/CTN | |
| BRICKMOULD | | | | | | |
|  1-1/8 in. x 2 in. x 7 ft. | 41020207005B | 7 ft. | 14 | 98 | 50 | |
| 1-1/8 in. x 2 in. x 10 ft. | 41020210005B | 10 ft. | 14 | 140 | 65 | |
| 1-1/8 in. x 2 in. x 17 ft. | 41020217005B | 17 ft. | 14 | 238 | 100 | |
| PAINT GRADE BRICKMOULD | | | | | | |
|  1-1/8 in. x 2 in. x 7 ft. | 41025107005B | 7 ft. | 14 | 98 | 45 | |
| 1-1/8 in. x 2 in. x 10 ft. | 41025100005B | 10 ft. | 14 | 140 | 60 | |
| 1-1/8 in. x 2 in. x 17 ft. | 41025116005B | 17 ft. | 14 | 238 | 100 | |
| J-CHANNEL BRICKMOULD | | | | | | |
|  1-1/4 in. x 2 in. x 17 ft. | 41151517005B | 17 ft. | 12 | 204 | 90 | |
| #49 CROWN | | | | | | |
|  11/16 in. x 3-5/8 in. x 16 ft. | 41040416005B | 16 ft. | 8 | 128 | 50 | |
| #47 CROWN | | | | | | |
|  11/16 in. x 4-5/8 in. x 16 ft. | 41040516005B | 16 ft. | 6 | 96 | 50 | |
| #45 CROWN | | | | | | |
|  9/16 in. x 5-1/4 in. x 16 ft. | 41041316005B | 16 ft. | 7 | 112 | 45 | |
| RAMS CROWN | | | | | | |
|  1-13/32 in. x 2-1/16 in. x 16 ft. | 41141616005B | 16 ft. | 8 | 128 | 55 | |
| BASE CAP | | | | | | |
|  11/16 in. x 1-1/8 in. x 16 ft. | 41070816005B | 16 ft. | 32 | 512 | 50 | |
| RAKE | | | | | | |
|  1 in. x 2 in. x 16 ft. | 41111216005B | 16 ft. | 10 | 160 | 50 | |
| QUARTER ROUND | | | | | | |
|  3/4 in. x 3/4 in. x 16 ft. | 41062116005B | 16 ft. | 38 | 608 | 65 | |
| DRIP CAP | | | | | | |
|  11/16 in. x 1-5/8 in. x 16 ft. | 41030316005B | 16 ft. | 22 | 352 | 60 | |
| SHINGLE MOULD | | | | | | |
|  11/16 in. x 1-5/8 in. x 16 ft. | 41080316005B | 16 ft. | 18 | 288 | 30 | |
| BED MOULD | | | | | | |
|  9/16 in. x 1-5/8 in. x 16 ft. | 41050616005B | 16 ft. | 24 | 384 | 50 | |
| LATTICE | | | | | | |
|  1/4 in. x 1-1/2 in. x 16 ft. | 41202016005B | 16 ft. | 50 | 800 | 75 | |

†Weights include carton.

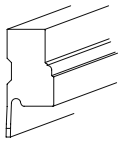
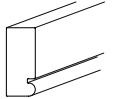
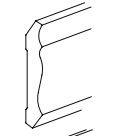
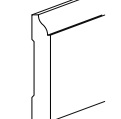
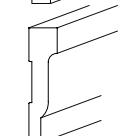
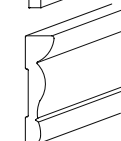
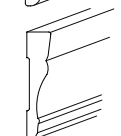
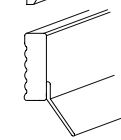
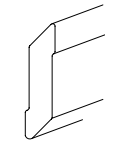
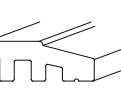
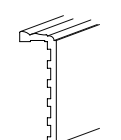
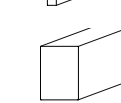
Profiles continued

| Smooth, Satin Finish, Natural White | | CARTONS | | | | |
|---|-----------------------------|---------|---------|--------|---------------------|--|
| Nominal/Actual | Order Number | Length | PCS/CTN | LF/CTN | Weight † lbs/CTN | |
|  | SILL NOSE | | | | | |
| 1-5/16 in. x 1-3/8 in. x 16 ft. | 41101116005B | 16 ft. | 9 | 144 | 50 | |
|  | SILL | | | | | |
| 1-1/4 in. x 5 in. x 16 ft. | 41131416005B | 16 ft. | 3 | 48 | 50 | |
|  | HISTORIC SILL | | | | | |
| 1-3/4 in. x 2-13/16 in. x 16 ft. | 41122416005B | 16 ft. | 4 | 64 | 50 | |
|  | NEW ENGLAND SILL | | | | | |
| 1-3/4 in. x 2-1/32 in. x 16 ft. | 41123016005B | 16 ft. | 6 | 96 | 70 | |
|  | WATER TABLE | | | | | |
| 2 in. x 2-3/4 in. x 16 ft. | 41253216005B | 16 ft. | 5 | 80 | 60 | |
|  | 356 CASING | | | | | |
| 11/16 in. x 2-1/4 in. x 16 ft. | 41181816005B | 16 ft. | 16 | 256 | 50 | |
|  | RB3 CASING | | | | | |
| 1-7/64 in. x 3-7/16 in. x 16 ft. | 41171716005B | 16 ft. | 8 | 128 | 55 | |
|  | BACK BAND | | | | | |
| 1-3/16 in. x 4-1/2 in. x 16 ft. | 41090916005B | 16 ft. | 4 | 64 | 45 | |
|  | ADJUSTABLE BACK BAND | | | | | |
| 1-11/32 in. x 1-13/32 in. x 16 ft. | 41161916005B | 16 ft. | 10 | 160 | 50 | |
|  | COVE MOULDING | | | | | |
| 3/4 in. x 3/4 in. x 16 ft. | 41192116005B | 16 ft. | 50 | 800 | 60 | |
|  | INSIDE CORNER POST | | | | | |
| 1-1/4 in. x 1-1/4 in. x 10 ft. | 41010110005B | 10 ft. | 9 | 90 | 30 | |

†Weights include carton.

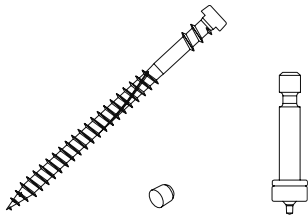
Special Order Profiles

Special Order Profiles must be ordered in full carton quantities. Extended lead times will apply. Contact your CertainTeed Territory Manager for product guidelines, minimum quantities and pricing.

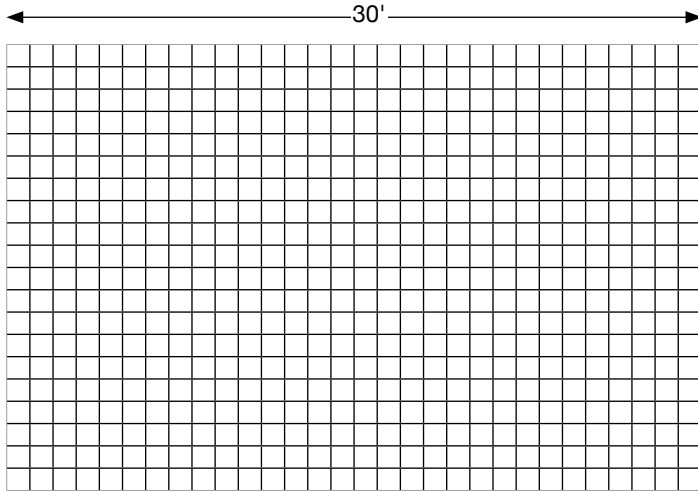
| Smooth, Satin Finish, Natural White | | CARTONS | | | |
|---|--------------|---------|---------|--------|--------------------|
| Nominal/Actual | Order Number | Length | PCS/CTN | LF/CTN | Weight† lbs/CTN |
| FLANGED BRICKMOULD | | | | | |
|  1-1/4 in. x 2 in. x 17 ft. | 41024617005B | 17 ft. | 12 | 204 | 100 |
| FLORIDA BRICKMOULD | | | | | |
|  11/16 in. x 1-5/8 in. x 17 ft. | 41020317005B | 17 ft. | 28 | 476 | 140 |
| #49 CROWN SCANT | | | | | |
|  9/16 in. x 3-5/8 in. x 16 ft. | 41044016005B | 16 ft. | 10 | 160 | 53 |
| #623 CENTURY BASEBOARD | | | | | |
|  9/16 in. x 3-1/4 in. x 16 ft. | 41075016005B | 16 ft. | 10 | 160 | 55 |
| 3" SHINGLE RAKE | | | | | |
|  3/4 in. x 3-1/8 in. x 16 ft. | 41114116005B | 16 ft. | 10 | 160 | 60 |
| A-3 COLONIAL CASING | | | | | |
|  1/2 in. x 2 in. x 16 ft. | 41184216005B | 16 ft. | 22 | 362 | 64 |
| A-6 CLASSIC CASING | | | | | |
|  9/16 in. x 2-3/4 in. x 16 ft. | 41184316005B | 16 ft. | 14 | 224 | 47 |
| GARAGE DOOR STOP | | | | | |
|  7/16 in. x 1-15/16 in. x 16 ft. | 41224716005B | 16 ft. | 14 | 224 | 40 |
| ATTIC (GABLE) VENT LOUVER | | | | | |
|  11/16 in. x 3-1/2 in. x 16 ft. | 41214416005B | 16 ft. | 7 | 112 | 60 |
| ATTIC (GABLE) VENT SILL | | | | | |
|  1-1/8 in. x 3-1/4 in. x 16 ft. | 41214516005B | 16 ft. | 5 | 80 | 65 |
| WINDOW SILL WITH CASING | | | | | |
|  2-3/16 in. x 6-3/4 in. x 16 ft. | 41134916005B | 16 ft. | 2 | 32 | 45 |
| TRANSOM MULL | | | | | |
|  1-1/16 in. x 1-1/2 in. x 16 ft. | 41134816005B | 16 ft. | 12 | 192 | 80 |

†Weights include carton.

Cortex® Hidden Fastening System



| Smooth – 2 in. Screws | | CARTONS | | |
|---|--------------|-----------|--------------------|------------|
| Description | Order Number | Boxes/CTN | Net Weight lbs/CTN | CTN/Pallet |
| 50 LF Box - 75 screws (2 in.), 100 plugs, 1 setting tool | 63180130005C | 10 | 11 | 48 |
| 250 LF Box - 375 screws (2 in.), 400 plugs, 3 setting tools | 63180135005C | 6 | 27 | 52 |
| 750 LF Box - 1,125 screws (2 in.), 1,200 plugs, 6 setting tools | 63180140005C | 1 | 15 | 80 |
| TrueTexture™ Woodgrain – 2 in. Screws | | CARTONS | | |
| Description | Order Number | Boxes/CTN | Net Weight lbs/CTN | CTN/Pallet |
| 50 LF Box - 75 screws (2 in.), 100 plugs, 1 setting tool | 63380130005C | 10 | 11 | 48 |
| 250 LF Box - 375 screws (2 in.), 400 plugs, 3 setting tools | 63380135005C | 6 | 27 | 52 |
| 750 LF Box - 1,125 screws (2 in.), 1,200 plugs, 6 setting tools | 63380140005C | 1 | 15 | 80 |
| Smooth – 2-3/4 in. Screws | | CARTONS | | |
| Description | Order Number | Boxes/CTN | Net Weight lbs/CTN | CTN/Pallet |
| 250 LF Box - 375 screws (2-3/4 in.), 400 plugs, 3 setting tools | 63182335005C | 6 | 27 | 52 |
| 750 LF Box - 1,125 screws (2-3/4 in.), 1,200 plugs, 6 setting tools | 63182340005C | 1 | 15 | 80 |
| TrueTexture Woodgrain – 2-3/4 in. Screws | | CARTONS | | |
| Description | Order Number | Boxes/CTN | Net Weight lbs/CTN | CTN/Pallet |
| 250 LF Box - 375 screws (2-3/4 in.), 400 plugs, 3 setting tools | 63382335005C | 6 | 27 | 52 |



Railing Take-Off Sheet

Directions:

- We recommend making multiple copies of this form.
- Check each box below that applies to your application; Refer to your FRD Product Catalog (with MSRP pricing) to calculate job quote.
- Contact Customer Service for review and/or assistance.
- Use for both Residential & Commercial take-offs.

Type of Railing* & Color

- Oxford vinyl**
 White Almond Clay
- Kingston vinyl**
 White Almond Clay

*Refer to the EverNew Railing Product Matrix to best determine which railing system works best for code application.

Vinyl Post Cap Options (not available in all colors)

- Gothic** **Flat Internal** **Flat External** **Ball**
- New England**
- Solar Cap 5"x 5"** (includes adaptor for 4"x 4" posts)
 White Black

Attachment Method

- Routed** (Oxford only) Wood Concrete
- Bracketed**
 Bracketed with concrete post support kit (vinyl only)
 Attached to post-sleeve over application

Vinyl Post Trim Options (not available in all colors)

- 1-Piece Post Trim** (available in 4x4 & 5x5)
- 2-Piece Post Trim** (available in 4x4)
- 4-Piece Post Trim** (available in 4x4, 5x5, & 6x6)

Height of Section

- 36"** **42"**

ADA Handrail Required?

- Yes** **No** **White** **Black**

Type of Baluster Infill (not available in all sizes)

- Oxford vinyl** Square Classic Glass Aluminum
- Kingston vinyl** Square Traditional Aluminum

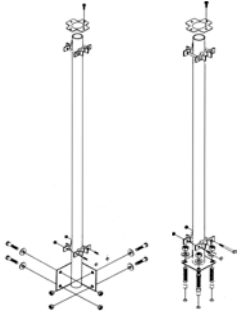
Porch Posts, Columns & Wraps (not available in all colors)

- Structural Vinyl Porch Posts**
 4x4 Colonial **5x5 Colonial** **5x5 Square**
- Structural Vinyl Columns**
 8" Round Non-Tapered **8" Round Tapered**
 10" Round Tapered **8" Square**
- Certa-Snap Vinyl Post Wrap** **4 x 4** **6 x 6**


Type of Post

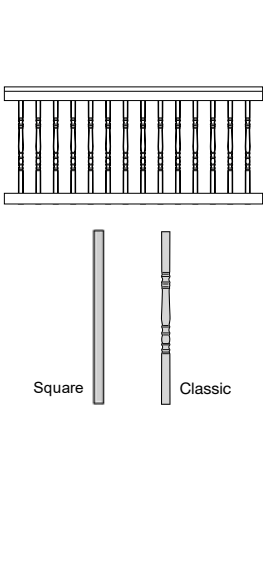
- Square


For Routed System – Oxford (Without Brackets)

|  <p>WOOD CONCRETE</p> | Catalog No. | Routed Post Support Options | Packaged Quantity | Weight |
|---|---|---|--------------------------|---------------|
| | 71450 | Post Support Kit (concrete), flat (37-1/2" actual height), for routed system only | 1 | 8.0 |
| 71451 | Post Support Kit (concrete), flat (43-1/2" actual height), for routed system only | 1 | 8.0 | |
| 71452 | Post Support Kit (concrete), stair (48" actual height), for routed system only | 1 | 11.0 | |
| 71455 | Post Support Kit (wood), flat (42-1/2" actual height) | 1 | 9.5 | |
| 71456 | Post Support Kit (wood), flat (49-1/2" actual height) | 1 | 9.5 | |
| 71457 | Post Support Kit (wood), stair (54" actual height) | 1 | 9.5 | |
| Kit includes: welded pipe & plate; (2) E-Z set brackets, railing plate & screw; concrete anchors (concrete mount) or bolts (wood mount); nuts & washers | | | | |

For Bracketed Systems – Oxford and Kingston

|  <p>EZ SET II (concrete) THE MOUNT (wood or concrete)</p> | Catalog No. | Bracketed Post Support Options | Packaged Quantity | Weight |
|--|--|---|--------------------------|---------------|
| | 71455 | Post Support Kit (wood), flat (42-1/2" actual height) | 1 | 9.5 |
| 71456 | Post Support Kit (wood), flat (49-1/2" actual height) | 1 | 9.5 | |
| 71457 | Post Support Kit (wood), stair (54" actual height) | 1 | 9.5 | |
| Kit includes: welded pipe & plate, (2) E-Z set brackets, railing plate & screw, bolts (wood mount), nuts & washers | | | | |
| 714610 | EZ Set II Bracketed Post Support Kit (concrete), flat (37-1/2 actual height) Kit includes: welded pipe & plate, (4) internal blocks, hardware and concrete anchors | 1 | 8.0 | |
| 714611 | EZ Set II Bracketed Post Support Kit (concrete), flat (43-1/2 actual height) Kit includes: welded pipe & plate, (4) internal blocks, hardware and concrete anchors | 1 | 8.0 | |
| 714615 | The Mount 36" height (includes 4" molded PVC guides) | 1 | 12.0 | |
| 714616 | The Mount 42" height (includes 4" molded PVC guides) | 1 | 14.0 | |
| 714617 | The Mount Mounting Hardware for Wood & Composite Applications Kit includes: (4) 5/16-18x1" bolts; (4) 5/16-18x6" bolts; (8) flat, SAE washers; (4) #10x3/4" self drilling screws; (1) post mount leveling plate; (1) post mount mounting plate; (4) 5/16-18 hex nuts; (1) bag of (16) #10x1.000 self drilling screws; (1) instruction sheet | 1 | 3.6 | |
| 714618 | The Mount Mounting Hardware for Concrete Applications Kit includes: (4) 5/16-18x1" bolts; (8) flat, SAE washers; (4) #10x3/4" self drilling screws; (1) post mount leveling plate; (1) bag of (16) #10x1.000 self drilling screws; (4) concrete anchors; (1) instruction sheet | 1 | 1.5 | |

|  | Catalog No. | Boxed Railing Kits (include top + bottom rails and balusters) | Actual Length | White | Almond | Clay | Packaged Quantity | Wt. |
|--|---------------------------|--|---------------|-------|--------|------|-------------------|------|
| | FLAT Flat Sections | | | | | | | |
| | 20970 | 6' Oxford Section, Square Balusters | 71-1/2" | • | • | • | 1 | 28.9 |
| | 20978 | 8' Oxford Section, Square Balusters | 95-1/2" | • | • | • | 1 | 31.6 |
| | 20986 | 10' Oxford Section, Square Balusters | 119-1/2" | • | | | 1 | 36.0 |
| | 20472 | 6' Oxford Section, Classic Balusters | 71-1/2" | • | • | | 1 | 28.9 |
| | 20480 | 8' Oxford Section, Classic Balusters | 95-1/2" | • | • | | 1 | 31.6 |
| | 20488 | 10' Oxford Section, Classic Balusters | 119-1/2" | • | | | 1 | 36.0 |
| STAIR Stair Sections | | | | | | | | |
| | 20971 | 6' Oxford Section, Square Balusters | 71-1/2" | • | • | • | 1 | 25.7 |
| | 20979 | 8' Oxford Section, Square Balusters | 95-1/2" | • | • | • | 1 | 28.4 |
| | 20987 | 10' Oxford Section, Square Balusters | 119-1/2" | • | | | 1 | 36.0 |
| | 20473 | 6' Oxford Section, Classic Balusters | 71-1/2" | • | • | | 1 | 25.7 |
| | 20481 | 8' Oxford Section, Classic Balusters | 95-1/2" | • | • | | 1 | 28.4 |
| | 20489 | 10' Oxford Section, Classic Balusters | 119-1/2" | • | | | 1 | 36.0 |
| Oxford Boxed Kits Without Brackets can be used with either brackets or routed post system. | | | | | | | | |

|  | Catalog No. | Posts | White | Almond | Clay | Packaged Quantity | Wt. |
|--|----------------------------|---|-------|--------|------|-------------------|-----|
| | Square Posts – Flat | | | | | | |
| | 66153 | End Post Flat (a) – 4" x 4" x 38" | • | • | • | 1 | 4.0 |
| | 66152 | Line Post Flat (b) – 4" x 4" x 38" | • | • | • | 1 | 4.0 |
| | 66151 | Corner Post Flat (c) – 4" x 4" x 38" | • | • | • | 1 | 4.0 |
| | 66156 | Line Post 45° (g) – 4" x 4" x 38" | • | • | • | 1 | 4.0 |
| | 649538 | Blank Post – 4" x 4" x 38" | • | • | • | 1 | 4.1 |
| Square Posts – Stair | | | | | | | |
| | 64631L | Flat to Stair Corner Post Left (d) – 4" x 4" x 38" | • | • | • | 1 | 4.0 |
| | 64631R | Flat to Stair Corner Post Right (e) – 4" x 4" x 38" | • | • | • | 1 | 4.0 |
| | 66252 | Line Post Stair (f) – 4" x 4" x 48" | • | • | • | 1 | 5.0 |
| | 64632 | Flat to Stair Line Post (h) – 4" x 4" x 38" | • | • | • | 1 | 4.0 |
| | 66253 | End Post Stair (i) – 4" x 4" x 48" | • | • | • | 1 | 5.0 |
| | 66558 | Inground End Post Stair – 4" x 4" x 75" | • | • | • | 1 | 7.0 |
| | 649548 | Blank Post – 4" x 4" x 48" | • | • | • | 1 | 5.2 |

Refer to page 68 for mounting hardware and gate information.

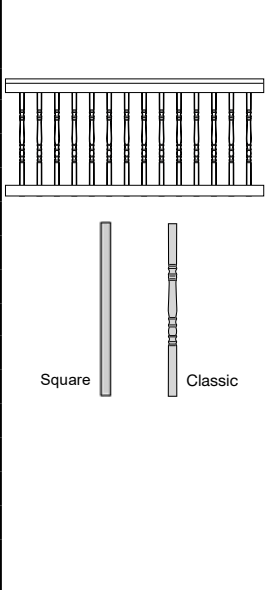
Refer to page 74 for finishing accessories.

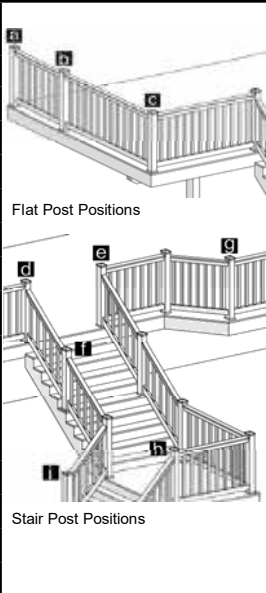
Refer to page 80 for porch posts, columns, and post wraps.

Almond Color: specify "AL" after part number.
Clay Color: specify "C" after part number.

Oxford Boxed Kits Without Brackets

3-1/2' High / 6', 8' & 10' Wide Vinyl Railing

|  | Catalog No. | Boxed Railing Kits (include top + bottom rails and balusters) | Actual Length | White | Almond | Clay | Packaged Quantity | Wt. |
|--|---------------------------|--|---------------|-------|--------|------|-------------------|------|
| | FLAT Flat Sections | | | | | | | |
| | 20974 | 6' Oxford Section, Square Balusters | 71-1/2" | • | • | • | 1 | 31.1 |
| | 20982 | 8' Oxford Section, Square Balusters | 95-1/2" | • | • | • | 1 | 36.0 |
| | 20990 | 10' Oxford Section, Square Balusters | 119-1/2" | • | • | • | 1 | 37.8 |
| | 20476 | 6' Oxford Section, Classic Balusters | 71-1/2" | • | • | • | 1 | 31.1 |
| | 20484 | 8' Oxford Section, Classic Balusters | 95-1/2" | • | • | • | 1 | 36.0 |
| | 20492 | 10' Oxford Section, Classic Balusters | 119-1/2" | • | • | • | 1 | 37.8 |
| STAIR Stair Sections | | | | | | | | |
| | 20975 | 6' Oxford Section, Square Balusters | 71-1/2" | • | • | • | 1 | 27.3 |
| | 20983 | 8' Oxford Section, Square Balusters | 95-1/2" | • | • | • | 1 | 36.0 |
| | 20991 | 10' Oxford Section, Square Balusters | 119-1/2" | • | • | • | 1 | 37.8 |
| | 20477 | 6' Oxford Section, Classic Balusters | 71-1/2" | • | • | • | 1 | 27.3 |
| | 20485 | 8' Oxford Section, Classic Balusters | 95-1/2" | • | • | • | 1 | 36.0 |
| | 20493 | 10' Oxford Section, Classic Balusters | 119-1/2" | • | • | • | 1 | 37.8 |
| Oxford Boxed Kits Without Brackets can be used with either brackets or routed post system. | | | | | | | | |

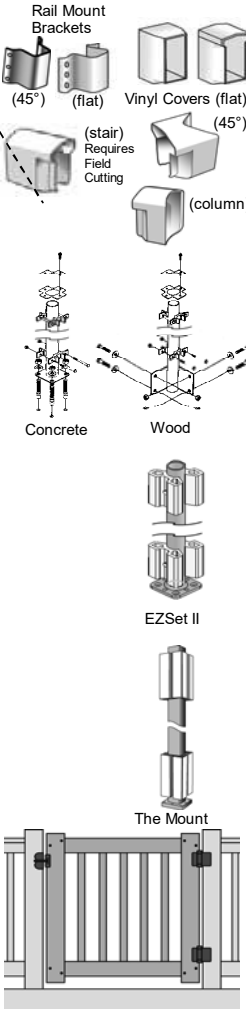
|  | Catalog No. | Square Posts | White | Almond | Clay | Packaged Quantity | Wt. | |
|--|----------------------|---|-------|--------|------|-------------------|-----|--|
| | Flat Sections | | | | | | | |
| | 66163 | End Post Flat (a) – 4" x 4" x 44" | • | • | • | 1 | 5.0 | |
| | 66162 | Line Post Flat (b) – 4" x 4" x 44" | • | • | • | 1 | 5.0 | |
| | 66161 | Corner Post Flat (c) – 4" x 4" x 44" | • | • | • | 1 | 5.0 | |
| | 66166 | Line Post 45° (g) – 4" x 4" x 44" | • | • | • | 1 | 5.0 | |
| | 649544 | Blank Post – 4" x 4" x 44" | • | • | • | 1 | 4.7 | |
| Stair Posts | | | | | | | | |
| | 64641L | Flat to Stair Corner Post Left (d) – 4" x 4" x 44" | • | • | • | 1 | 4.5 | |
| | 64641R | Flat to Stair Corner Post Right (e) – 4" x 4" x 44" | • | • | • | 1 | 4.5 | |
| | 66462 | Line Post Stair (f) – 4" x 4" x 51-1/2" | • | • | • | 1 | 4.5 | |
| | 64642 | Flat to Stair Line Post (h) – 4" x 4" x 44" | • | • | • | 1 | 4.5 | |
| | 66463 | End Post Stair (i) – 4" x 4" x 51-1/2" | • | • | • | 1 | 5.5 | |
| | 66568 | Inground End Post Stair – 4" x 4" x 75" | • | • | • | 1 | 7.5 | |
| | 649552 | Blank Post – 4" x 4" x 51-1/2" | • | • | • | 1 | 5.7 | |

Refer to page 69 for mounting hardware and gate information.

Refer to page 74 for finishing accessories.

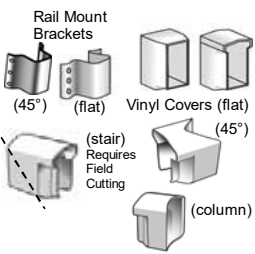
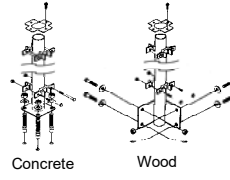
Refer to page 80 for porch posts, columns, and post wraps.

Almond Color: specify "AL" after part number.
Clay Color: specify "C" after part number.

|  | Catalog No. | Mounting Hardware | White | Almond | Clay | Packaged Quantity | Wt. |
|---|---------------------------------|--|--------------|---------------|-------------|--------------------------|----------------|
| | Bracket Hardware Options | | | | | | |
| | 71348 | T-Rail Rail Mount Hardware Pack, flat* | • | • | • | 1 | 1.0 |
| | 71349 | T-Rail Rail Mount Hardware Pack, stair* | • | • | • | 1 | 1.0 |
| | 71343 | T-Rail Rail Mount Hardware Pack, 45°* | • | • | • | 1 | 1.1 |
| | 71344 | T-Rail Rail Mount Hardware Pack, column** | • | • | • | 1 | 0.5 |
| *Pack includes: 4 aluminum brackets, 2 2x4 and 2 T-Rail vinyl covers, screws **Pack includes: 2 aluminum brackets, 1 2x4 and 1 T-Rail vinyl cover, screws | | | | | | | |
| Post Support Options | | | | | | | |
| | 71450 | Post Support Kit (concrete), flat (37-1/2" actual height), for routed system only | | | | 1 | 8.0 |
| | 71452 | Post Support Kit (concrete), stair (48" actual height), for routed system only | | | | 1 | 11.0 |
| | 71455 | Post Support Kit (wood), flat (42-1/2" actual height) | | | | 1 | 9.5 |
| | 71457 | Post Support Kit (wood), stair (54" actual height) Kit includes: Welded pipe & plate, (2) EZ set brackets, railing plate & screw, concrete anchors (concrete mount) or bolts (wood mount), nuts & washers | | | | 1 | 9.5 |
| | 714610 | EZ Set II Bracketed Post Support Kit (concrete), flat (37-1/2" actual height) Kit includes: Welded pipe and plate, (4) internal blocks, hardware and concrete anchors | | | | 1 | 8.0 |
| | 714615 | The Mount 36" height (includes 4" molded pvc guides) | | | | 1 | 12.0 |
| | 714617 | The Mount Mounting Hardware for Wood & Composite Applications Kit includes: (4) 5/16-18x1" bolts; (4) 5/16-18x6" bolts; (8) flat, SAE washers; (4) #10x3/4" self drilling screws; (1) post mount leveling plate; (1) post mount mounting plate; (4) 5/16-18 hex nuts; (1) bag of (16) #10x1.000 self drilling screws; (1) instruction sheet | | | | 1 | 3.6 |
| | 714618 | The Mount Mounting Hardware for Concrete Applications Kit includes: (4) 5/16-18x1" bolts; (8) flat, SAE washers; (4) #10x3/4" self drilling screws; (1) post mount leveling plate; (1) bag of (16) #10x1.000 self drilling screws; (4) concrete anchors; (1) instruction sheet | | | | 1 | 1.5 |
| For complete installation of The Mount, order both The Mount and either Hardware kit, depending upon application. | | | | | | | |
| Catalog No. | | Gates (builds up to 60" wide gate) | White | Almond | Clay | Packaged Quantity | Box Wt. |
| | 631021 | 3' Oxford Gate Kit, Square Balusters | • | • | • | 1 | 35.7 |
| | 631042 | 3' Oxford Gate Kit, Classic Balusters | • | • | • | 1 | 36.3 |
| Kit includes: (2) aluminum reinforced uprights, (2) upright caps, (2) 2x4 aluminum reinforced rails, (10) balusters, (16) stainless steel screws, (2) self-closing gate hinges, (1) gate latch. | | | | | | | |
| Catalog No. | | Replacement Packs | White | Almond | Clay | Packaged Quantity | Box Wt. |
| | 28504 | Oxford 8" Rail Pack, Flat | • | • | • | 1 | 17.0 |
| | 28508 | Oxford 8" Rail Pack, Stair | • | • | • | 1 | 17.0 |
| | 37153F | Square Baluster Replacement Pack, 39-1/4** | • | • | • | 19 | 13.4 |
| | 47042F | Classic Baluster Replacement Pack, 33-1/4" | • | • | • | 19 | 13.4 |
| * Square 39-1/4" baluster requires field cutting for 3' | | | | | | | |

Refer to page 74 for finishing accessories.
Refer to page 80 for porch posts, columns, and post wraps.

Almond Color: specify "AL" after part number.
Clay Color: specify "C" after part number.

|  | Catalog No. | Mounting Hardware | White | Almond | Clay | Packaged Quantity | Wt. |
|---|---------------------------------|--|-------|--------|------|-------------------|------|
| | Bracket Hardware Options | | | | | | |
| | 71348 | T-Rail Rail Mount Hardware Pack, flat* | • | • | • | 1 | 1.0 |
| | 71349 | T-Rail Rail Mount Hardware Pack, stair* | • | • | • | 1 | 1.0 |
| | 71343 | T-Rail Rail Mount Hardware Pack, 45°* | • | • | • | 1 | 1.1 |
| | 71344 | T-Rail Rail Mount Hardware Pack, column** | • | • | • | 1 | 0.5 |
| *Pack includes: 4 aluminum brackets, 2 2x4 and 2 T-Rail vinyl covers, screws **Pack includes: 2 aluminum brackets, 1 2x4 and 1 T-Rail vinyl cover, screws | | | | | | | |
| Post Support Options | | | | | | | |
|  | 71451 | Post Support Kit (concrete), flat (43-1/2" actual height), for routed system only | | | | 1 | 8.0 |
| | 71452 | Post Support Kit (concrete), stair (48" actual height), for routed system only | | | | 1 | 11.0 |
| | 71456 | Post Support Kit (wood), flat (49-1/2" actual height) | | | | 1 | 9.5 |
| | 71457 | Post Support Kit (wood), stair (54" actual height) Kit includes: Welded pipe & plate, (2) EZ set brackets, railing plate & screw, concrete anchors (concrete mount) or bolts (wood mount), nuts & washers | | | | 1 | 9.5 |
| | 714611 | EZ Set II Bracketed Post Support Kit (concrete), flat (43-1/2" actual height) Kit includes: Welded pipe and plate, (4) internal blocks, hardware and concrete anchors | | | | 1 | 8.0 |
| | 714616 | The Mount 42" height (includes 4" molded pvc guides) | | | | 1 | 14.0 |
| | 714617 | The Mount Mounting Hardware for Wood & Composite Applications Kit includes: (4) 5/16-18x1" bolts; (4) 5/16-18x6" bolts; (8) flat, SAE washers; (4) #10x3/4" self drilling screws; (1) post mount leveling plate; (1) post mount mounting plate; (4) 5/16-18 hex nuts; (1) bag of (16) #10x1.000 self drilling screws; (1) instruction sheet | | | | 1 | 3.6 |
| | 714618 | The Mount Mounting Hardware for Concrete Applications Kit includes: (4) 5/16-18x1" bolts; (8) flat, SAE washers; (4) #10x3/4" self drilling screws; (1) post mount leveling plate; (1) bag of (16) #10x1.000 self drilling screws; (4) concrete anchors; (1) instruction sheet For complete installation of The Mount, order both The Mount and either Hardware kit, depending upon application. | | | | 1 | 1.5 |
| Gates (builds up to 60" wide gate) | | | | | | | |
| | 631023 | 3-1/2' Oxford Gate Kit, Square Balusters | • | • | • | 1 | 39.3 |
| | 631044 | 3-1/2' Oxford Gate Kit, Classic Balusters | • | • | • | 1 | 38.7 |
| Kit includes: (2) aluminum reinforced uprights, (2) upright caps, (2) 2x4 aluminum reinforced rails, (10) balusters, (16) stainless steel screws, (2) self-closing gate hinges, (1) gate latch. | | | | | | | |
| Replacement Packs | | | | | | | |
| | 28504 | Oxford 8' Rail Pack, Flat | • | • | • | 1 | 17.0 |
| | 28508 | Oxford 8' Rail Pack, Stair | • | • | • | 1 | 17.0 |
| | 37153F | Square Baluster Replacement Pack, 39-1/4" | • | • | • | 19 | 13.4 |
| | 47043F | Classic Baluster Replacement Pack, 39-1/4" * Square 39-1/4" baluster requires field cutting for 3' | • | • | • | 19 | 13.4 |

Refer to page 74 for finishing accessories.

Refer to page 80 for porch posts, columns and post wraps.

Almond Color: specify "AL" after part number.
Clay Color: specify "C" after part number.

Oxford – Glass Railing

| | 3-1/2' Glass System Rail Packs (include top + bottom rails) | | Actual Length | White | Almond | Clay | Packaged Quantity | Wt. |
|---|--|--|---------------|-------|--------|------|-------------------|------|
| | Catalog No. | 6' Oxford Rail Pack, Flat | 71-1/2" | • | • | • | 1 | 24.0 |
| | 28517 | 6' Oxford Rail Pack, Stair Routed for Glass Balusters | 71-1/2" | • | • | • | 1 | 26.0 |
| Glass System Baluster Packs (for flat and stair sections) | | | | | | | Packaged Quantity | Wt. |
| Catalog No. | 71370F Glass Balusters 6' Pack 4" x 3/8" x 38-1/4", Clear Refer to page 65 for post mounting hardware | | | | | 8 | 33.1 | |

Oxford – Steep Stair

| | Steep Stair Rail Packs* 37°-42° Applications (include top + bottom rails) | | Actual Length | White | Almond | Clay | Packaged Quantity | Wt. |
|--|---|---|---------------|-------|--------|------|-------------------|------|
| | Catalog No. | 6' Oxford Rail Pack, Stair | 71-1/2" | • | • | • | 1 | 14.5 |
| | 28394 | 8' Oxford Rail Pack, Stair Routed for steep stair (37°-42°) applications | 95-1/2" | • | • | • | 1 | 18.0 |
| Steep Stair Baluster Packs (include section quantities of balusters) | | | | | | | Packaged Quantity | Wt. |
| Catalog No. | 37159F Square Baluster 6' Pack, 37-3/4" | | | | | 11 | 9.5 | |
| 37161F | Square Baluster 8' Pack, 37-3/4" | | | | | 15 | 12.9 | |
| *Works with routed system only. Refer to pages 65 & 66 for post information. | | | | | | | | |

Oxford – Replacement Packs

| | Replacement Packs Oxford Railing | | White | Almond | Clay | Packaged Quantity | Wt. | |
|--|-------------------------------------|--|-------|--------|------|-------------------|------|--|
| | Catalog No. | 28504 Oxford 8' Rail Pack, Flat | • | • | • | 1 | 17.0 | |
| | 28508 | Oxford 8' Rail Pack, Stair | • | • | • | 1 | 17.0 | |
| | 37153F | Square Baluster Replacement Pack, 39-1/4** | • | • | • | 19 | 13.4 | |
| | 47042F | Classic Baluster Replacement Pack, 33-1/4" | • | • | • | 19 | 13.4 | |
| | 47043F | Classic Baluster Replacement Pack, 39-1/4" | • | • | • | 19 | 13.4 | |
| *Square 39-1/4" baluster requires field cutting for 3' | | | | | | | | |

| | Aluminum Baluster Rail Component Packs for use with 3' & 3-1/2' Aluminum Balusters (sold separately) (Includes top + bottom rails) | | Actual Length | White | Almond | Clay | Packaged Quantity | Wt. | |
|-------------|---|--|---------------|-------|--------|------|-------------------|-------------------|-----|
| | Catalog No. | 28614 6' Oxford Rail Pack, Flat | 71-1/2" | • | • | • | 1 | 15.3 | |
| | 28814 | 8' Oxford Rail Pack, Flat | 95-1/2" | • | • | • | 1 | 20.5 | |
| | 28617 | 6' Oxford Rail Pack, Stair | 71-1/2" | • | • | • | 1 | 15.3 | |
| | 28818 | 8' Oxford Rail Pack, Stair Routed for 3/4" Round Aluminum Balusters | 95-1/2" | • | • | • | 1 | 20.5 | |
| | Aluminum Baluster Component Packs for use with Aluminum Baluster Rail Component Packs (sold separately) includes 20 ea - 3/4" Round Aluminum Balusters (15 balusters/6' section and 20 balusters/8' section) | | | | | | | Packaged Quantity | Wt. |
| | 3' Tall Sections | | | | | | | | |
| | Catalog No. | 362033 33" Aluminum Baluster 3/4" Pack, Round (Flat sections), Black | | | | | 20 | 1.5 | |
| | 362031 | 31" Aluminum Baluster 3/4" Pack, Round (Stair sections), Black | | | | | 20 | 1.4 | |
| | 3-1/2' Tall Sections | | | | | | | | |
| | Catalog No. | 362039 39" Aluminum Baluster 3/4" Pack, Round (Flat sections), Black | | | | | 20 | 1.7 | |
| | 362037 | 37" Aluminum Baluster 3/4" Pack, Round (Stair sections), Black | | | | | 20 | 1.6 | |
| | Aluminum Baluster Gate Kits (builds up to 60" wide gate) for use with 3' & 3-1/2' Aluminum Balusters (sold separately) 60" wide gate uses 11 balusters | | | | | | | Packaged Quantity | Wt. |
| Catalog No. | 631025 3' Gate Kit for Round Aluminum Balusters | | | | | 1 | 27.8 | | |
| 631026 | 3-1/2' Gate Kit for Round Aluminum Balusters Kit includes: (2) aluminum reinforced uprights, (2) upright caps, (2) 2x4 aluminum reinforced rails, (16) stainless steel screws, (2) self-closing gate hinge, (1) gate latch | | | | | 1 | 30.8 | | |

Refer to page 74 for finishing accessories.
Refer to page 80 for porch posts, columns and post wraps.

Almond Color: specify "AL" after part number.
Clay Color: specify "C" after part number.

Kingston Boxed Kits With Brackets

3' High / 6', 8' & 10' Wide

Vinyl Railing

| Image | Catalog No. | Boxed Railing Kits (Includes: top + bottom rails, balusters, crush block & rail mount bracket hardware) | Actual Length | White | Almond | Clay | Pkgd Quant. | Wt. | |
|---|--|---|---------------|---|--------|------|-------------|------|--|
| | | | | | | | | | |
| | FLAT Sections with Flat Brackets | | | | | | | | |
| | 285006 | 6' Kingston Section, Square Balusters | 68-1/2" | • | • | • | 1 | 22.1 | |
| | 285008 | 8' Kingston Section, Square Balusters | 92-1/2" | • | • | • | 1 | 30.2 | |
| | 285010 | 10' Kingston Section, Square Balusters | 116-1/2" | • | • | • | 1 | 36.4 | |
| | 285206 | 6' Kingston Section, Traditional Balusters | 68-1/2" | • | • | • | 1 | 22.1 | |
| | 285208 | 8' Kingston Section, Traditional Balusters | 92-1/2" | • | • | • | 1 | 30.2 | |
| | 285210 | 10' Kingston Section, Traditional Balusters | 116-1/2" | • | • | • | 1 | 36.4 | |
| | STAIR Sections with Stair Brackets (crush block not required) | | | | | | | | |
| | 286006 | 6' Kingston Section, Square Balusters | 68-1/2" | • | • | • | 1 | 20.9 | |
| | 286008 | 8' Kingston Section, Square Balusters | 92-1/2" | • | • | • | 1 | 28.4 | |
| 286206 | 6' Kingston Section, Traditional Balusters | 68-1/2" | • | • | • | 1 | 20.9 | | |
| 286208 | 8' Kingston Section, Traditional Balusters | 92-1/2" | • | • | • | 1 | 28.4 | | |
| | Blank Posts | | | | | | | | |
| | 649538 | 4" x 4" x 38" Square Post | | • | • | • | 1 | 4.1 | |
| 649544 | 4" x 4" x 44" Square Post | | • | • | • | 1 | 4.7 | | |
| | Mounting Hardware | | | | | | | | |
| | Bracket Hardware Options | | | | | | | | |
| | 704132 | Kingston Rail Mount Hardware Pack, flat* | | • | • | • | 1 | 2.0 | |
| | 704246 | Kingston Rail Mount Hardware Pack, stair/steep stair** | | • | • | • | 1 | 3.0 | |
| | 704147 | Kingston Rail Mount Hardware Pack, column*** | | • | • | • | 1 | 1.4 | |
| | 704145 | Kingston Rail Mount Hardware Pack, 45° * | | • | • | • | 1 | 2.8 | |
| | 704143 | Kingston Rail Mount Hardware Pack, 22-1/2° * | | • | • | • | 1 | 2.8 | |
| | *Pack Includes: (4) aluminum brackets, (4) vinyl covers, (1) crush block & screws | | | **Pack Includes: (4) aluminum brackets, (4) vinyl covers & screws | | | | | |
| | ***Pack Includes: (2) aluminum brackets, (2) vinyl covers, (1) crush block & screws | | | | | | | | |
| | Post Support Options | | | | | | | | |
| 714610 | EZ Set II Bracketed Post Support Kit (concrete), flat (37-1/2" actual height) Kit includes: welded pipe & plate, (4) internal blocks, hardware and concrete anchors | | | | | | 1 | 8.0 | |
| 714615 | The Mount 36" height | | | | | | 1 | 12.0 | |
| 714617 | The Mount Mounting Hardware for Wood & Composite Applications Kit includes: (4) 5/16-18x1" bolts; (4) 5/16-18x6" bolts; (8) flat, SAE washers; (4) #10x3/4" self drilling screws; (1) post mount leveling plate; (1) post mount mounting plate; (4) 5/16-18 hex nuts; (1) bag of (16) #10x1.000 self drilling screws; (1) instruction sheet | | | | | | 1 | 3.6 | |
| 714618 | The Mount Mounting Hardware for Concrete Applications Kit includes: (4) 5/16-18x1" bolts; (8) flat, SAE washers; (4) #10x3/4" self drilling screws; (1) post mount leveling plate; (1) bag of (16) #10x1.000 self drilling screws; (4) concrete anchors; (1) instruction sheet. | | | | | | 1 | 1.5 | |
| For complete installation of The Mount, order both The Mount and either Hardware kit, depending upon application. | | | | | | | | | |
| | Gates (builds up to 60" wide gate) | | | | | | | | |
| | 631011 | 3' Kingston Gate Kit, Square Balusters | | • | • | • | 1 | 34.3 | |
| | 631012 | 3' Kingston Gate Kit, Traditional Balusters | | • | • | • | 1 | 35.3 | |
| Kit includes: (2) aluminum reinforced uprights, (2) upright caps, (2) 2x3-1/2 aluminum reinforced rails, (10) balusters, (16) stainless steel screws, (2) self-closing gate hinges, (1) gate latch. | | | | | | | | | |
| | Replacement Packs | | | | | | | | |
| | 284195 | Kingston 8' Rail Pack, Flat | | • | • | • | 2 | 17.0 | |
| | 284196 | Kingston 8' Rail Pack, Stair | | • | • | • | 2 | 17.0 | |
| | 389218F | Square Baluster Replacement Pack, 39-1/4" | | • | • | • | 18 | 13.4 | |
| | 371018F | Traditional Baluster Replacement Pack, 33-1/4" *39-1/4" Baluster may require field cutting | | • | • | • | 18 | 9.9 | |
| | Steep Stair | | | | | | | | |
| | 284296 | Kingston 8' Rail Pack, Steep Stair | | • | • | • | 2 | 17.0 | |
| | 389218F | Square Baluster Replacement Pack, 39-1/4" *39-1/4" Baluster may require field cutting | | • | • | • | 18 | 13.4 | |
| | 371018F | Traditional Baluster Replacement Pack, 33-1/4" | | • | • | • | 18 | 9.9 | |
| | 704246 | Kingston Rail Mount Hardware Pack, stair/steep stair** **Pack Includes: (4) aluminum brackets, (4) vinyl covers & screws | | • | • | • | 1 | 3.0 | |

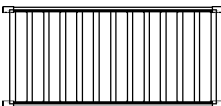


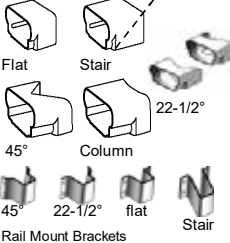
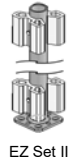
Refer to page 72 for color codes.

Refer to page 74 for finishing accessories.

Refer to page 80 for porch posts, columns and post wraps.

Kingston Boxed Kits With Brackets

3-1/2' High / 6', 8' & 10' Wide Vinyl Railing

|   Square | Catalog No. | Boxed Railing Kits (Includes: top + bottom rails, balusters, crush block & rail mount bracket hardware) | Actual Length | White | Almond | Clay | Pkgd Quant. | Wt. |
|---|---|--|---------------|---|--------|------|-------------|---------|
| | FLAT Sections with Flat Brackets | | | | | | | |
| | 285016 | 6' Kingston Section, Square Balusters | 68-1/2" | • | • | • | 1 | 22.1 |
| | 285018 | 8' Kingston Section, Square Balusters | 92-1/2" | • | • | • | 1 | 30.2 |
| | 285020 | 10' Kingston Section, Square Balusters | 116-1/2" | • | • | • | 1 | 36.4 |
| STAIR Sections with Stair Brackets (crush block not required) | | | | | | | | |
| | 286306 | 6' Kingston Section, Square Balusters | 68-1/2" | • | • | • | 1 | 22.1 |
| | 286308 | 8' Kingston Section, Square Balusters | 92-1/2" | • | • | • | 1 | 30.2 |
|  Square Post | Catalog No. | Blank Posts | | White | Almond | Clay | Pkgd Quant. | Wt. |
| | 649544 | 4" x 4" x 44" Square Post | | • | • | • | 1 | 4.7 |
| | 649548 | 4" x 4" x 48" Square Post | | • | • | • | 1 | 4.1 |
| | 649552 | 4" x 4" x 51-1/2" Square Post | | • | • | • | 1 | 4.0 |
|  Rail Mount Brackets | Catalog No. | Mounting Hardware | | White | Almond | Clay | Pkgd Quant. | Wt. |
| Bracket Hardware Options | | | | | | | | |
| | 704132 | Kingston Rail Mount Hardware Pack, flat* | | • | • | • | 1 | 2.0 |
| | 704246 | Kingston Rail Mount Hardware Pack, stair/steep stair** | | • | • | • | 1 | 3.0 |
| | 704147 | Kingston Rail Mount Hardware Pack, column*** | | • | • | • | 1 | 1.4 |
| | 704145 | Kingston Rail Mount Hardware Pack, 45° * | | • | • | • | 1 | 2.8 |
| | 704143 | Kingston Rail Mount Hardware Pack, 22-1/2° * | | • | • | • | 1 | 2.8 |
| | | | | **Pack Includes: (4) aluminum brackets, (4) vinyl covers & screws | | | | |
| | | | | ***Pack Includes: (2) aluminum brackets, (2) vinyl covers, (1) crush block & screws | | | | |
| Post Support Options | | | | | | | | |
| | 714611 | EZ Set II Bracketed Post Support Kit (concrete), flat (43-1/2" actual height) Kit includes: welded pipe & plate, (4) internal blocks, hardware and concrete anchors | | | | | 1 | 8.0 |
| | 714616 | The Mount 42" height (includes 4" molded pvc guides) | | | | | 1 | 14.0 |
| | 714617 | The Mount Mounting Hardware for Wood & Composite Applications, Kit includes: (4) 5/16-18x1" bolts; (4) 5/16-18x6" bolts; (8) flat, SAE washers; (4) #10x3/4" self drilling screws; (1) post mount leveling plate; (1) post mount mounting plate; (4) 5/16-18 hex nuts; (1) bag of (16) #10x1.000 self drilling screws; (1) instruction sheet | | | | | 1 | 3.6 |
| | 714618 | The Mount Mounting Hardware for Concrete Applications, Kit includes: (4) 5/16-18x1" bolts; (8) flat, SAE washers; (4) #10x3/4" self drilling screws; (1) post mount leveling plate; (1) bag of (16) #10x1.000 self drilling screws; (4) concrete anchors; (1) instruction sheet | | | | | 1 | 1.5 |
| For complete installation of The Mount, order both The Mount and either Hardware kit, depending upon application. | | | | | | | | |
|  EZ Set II | Catalog No. | Gates (builds up to 60" wide gate) | | White | Almond | Clay | Pkgd Quant. | Box Wt. |
| | 631013 | 3-1/2' Kingston Gate Kit, Square Balusters | | • | • | • | 1 | 37.5 |
| Kit includes: (2) aluminum reinforced uprights, (2) upright caps, (2) 2x3-1/2 aluminum reinforced rails, (10) balusters, (16) stainless steel screws, (2) self-closing gate hinges, (1) gate latch. | | | | | | | | |
| | Catalog No. | Replacement Packs | | White | Almond | Clay | Pkgd Quant. | Box Wt. |
| | 284195 | Kingston 8' Rail Pack, Flat | | • | • | • | 2 | 17.0 |
| | 284196 | Kingston 8' Rail Pack, Stair | | • | • | • | 2 | 17.0 |
| | 389218F | Square Baluster Replacement Pack, 39-1/4" ** *39-1/4" Baluster may require field cutting | | • | • | • | 18 | 13.4 |
| | Catalog No. | Steep Stair | | White | Almond | Clay | Pkgd Quant. | Box Wt. |
| | 284296 | Kingston 8' Rail Pack, Steep Stair | | • | • | • | 2 | 17.0 |
| | 389218F | Square Baluster Replacement Pack, 39-1/4" ** | | • | • | • | 18 | 13.4 |
| | 704246 | Kingston Rail Mount Hardware Pack, stair/steep stair** **Pack Includes: (4) aluminum brackets, (4) vinyl covers & screws | | • | • | • | 1 | 3.0 |

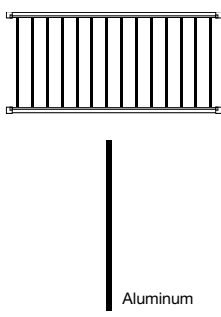
Refer to page 74 for finishing accessories.

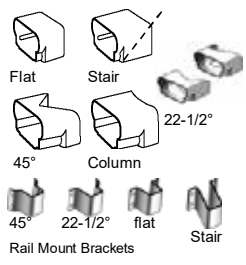
Refer to page 80 for porch posts, columns and post wraps.

Almond Color: specify "AL" after part number.
Clay Color: specify "C" after part number.

Kingston Aluminum Balusters

3' & 3-1/2' High / 6' & 8' Wide Vinyl Railing

|  | Aluminum Baluster Rail Component Packs for use with Aluminum Balusters (sold separately) Top and bottom rail only (hardware packs sold separately) | | | | | | | |
|---|---|--|---------|--------|--------|-------------|-------------|------|
| | Catalog No. | Actual Length | White | Almond | Clay | Pkgd Quant. | Wt. | |
| | FLAT Packs with Flat Brackets | | | | | | | |
| | 286395 | 6' Kingston Rail Pack-Use with Round Aluminum Balusters | 68-1/2" | • | • | • | 1 | 13.6 |
| | 288395 | 8' Kingston Rail Pack-Use with Round Aluminum Balusters | 92-1/2" | • | • | • | 1 | 18.3 |
| | STAIR Packs with Stair Brackets (crush block not required) | | | | | | | |
| | 286396 | 6' Kingston Rail Pack-Use with Round Aluminum Balusters | 68-1/2" | • | • | • | 1 | 13.6 |
| | 288396 | 8' Kingston Rail Pack-Use with Round Aluminum Balusters | 92-1/2" | • | • | • | 1 | 18.3 |
| Aluminum Baluster Component Packs for use with Aluminum Baluster Rail Component Packs (sold separately) includes 20-3/4" Round Aluminum Balusters (15 balusters/6' section and 20 balusters/8' section) | | | | | | | | |
| 3' Tall Sections | | | | | | | | |
| | 362033 | 33" Aluminum Baluster 3/4" Pack, Round (Flat sections), Black | | | | | 20 | 1.5 |
| | 362031 | 31" Aluminum Baluster 3/4" Pack, Round (Stair sections), Black | | | | | 20 | 1.4 |
| 3-1/2' Tall Sections | | | | | | | | |
| | 362039 | 39" Aluminum Baluster 3/4" Pack, Round (Flat sections), Black | | | | | 20 | 1.7 |
| | 362037 | 37" Aluminum Baluster 3/4" Pack, Round (Stair sections), Black | | | | | 20 | 1.6 |
| Aluminum Baluster Gate Kits (builds up to 60" wide gate) for use with 3' & 3-1/2' Aluminum Balusters (sold separately) 60" wide gate uses 11 balusters | | | | | | | | |
| Catalog No. | | | | White | Almond | Clay | Pkgd Quant. | Wt. |
| 631025 | 3' Gate Kit for Round Aluminum Balusters | | | • | • | • | 1 | 27.8 |
| 631026 | 3-1/2' Gate Kit for Round Aluminum Balusters Kit includes: (2) aluminum reinforced uprights, (2) upright caps, (2) 2x4 aluminum reinforced rails, (16) stainless steel screws, (2) self-closing gate hinge, (1) gate latch | | | • | • | • | 1 | 30.8 |

|  | Aluminum Baluster Component Packs for use with Aluminum Baluster Rail Component Packs (sold separately) includes 20-3/4" Round Aluminum Balusters (15 balusters/6' section and 20 balusters/8' section) | | | | | | |
|---|---|--|-------|---|------|-------------|-----|
| | Catalog No. | Mounting Hardware | White | Almond | Clay | Pkgd Quant. | Wt. |
| | Bracket Hardware Options | | | | | | |
| | 704132 | Kingston Rail Mount Hardware Pack, flat* | • | • | • | 1 | 2.0 |
| | 704246 | Kingston Rail Mount Hardware Pack, stair/steep stair** | • | • | • | 1 | 3.0 |
| | 704147 | Kingston Rail Mount Hardware Pack, column*** | • | • | • | 1 | 1.4 |
| | 704145 | Kingston Rail Mount Hardware Pack, 45°* | • | • | • | 1 | 2.8 |
| | 704143 | Kingston Rail Mount Hardware Pack, 22-1/2°* | • | • | • | 1 | 2.8 |
| | *Pack Includes: (4) aluminum brackets, (4) vinyl covers, (1) crush block & screws | | | **Pack Includes: (4) aluminum brackets, (4) vinyl covers & screws | | | |
| | | | | ***Pack Includes: (2) aluminum brackets, (2) vinyl covers, (1) crush block & screws | | | |













Refer to page 74 for finishing accessories.

Refer to page 80 for porch posts, columns and post wraps.

Finishing Accessories

(for use with
Vinyl Railing Systems)

Vinyl Railing


| | Catalog No. | Finishing Accessories | White | Almond | Clay | Min. Ord. Quantity | Box Wt. |
|--|-------------|---|-------|--------|------|--------------------|---------|
| Caps and Trims | | | | | | | |
| Gothic  | 70409 | Gothic Cap, External – 4" x 4" | • | • | | 1 | 0.6 |
| Flat Int.  | 70411 | Flat Cap, Internal – 4" x 4" | • | • | • | 1 | 0.1 |
| Ball  | 70492 | Ball Cap, External – 4" x 4" | • | • | | 1 | 0.4 |
| Flat Ext.  | 70414 | Flat Cap, External – 4" x 4" | • | • | • | 1 | 0.3 |
| New England  | 70426 | New England Cap, External – 4" x 4" | • | • | • | 1 | 0.5 |
| Decorative Post Trim  | 70450 | Matte Finish Decorative Post Trim – 4" x 4" | • | • | • | 1 | 0.2 |
| Decorative Post Trim  | 70484 | Decorative Post Trim – 5" x 5" | • | | • | 1 | 0.3 |
| Base Trim Cover 2 Piece 4"x4"  | 70401 | Post Base Trim Cover, 2 piece – 4" x 4" | • | • | • | 1 | 0.1 |
| Porch Post Trim 5"x5"  | 70407 | Porch Post Trim, 4 piece – 5" x 5" | • | • | • | 1 | 0.5 |
| Porch Post Trim 4"x4"  | 70480 | Porch Post Trim, 4 piece – 4" x 4" | • | • | | 1 | 0.5 |
| Post Trim 6"x6"  | 73048 | Post Trim, 4 piece – 6" x 6" – Works with all sizes | • | • | | 1 | 0.9 |
| Flat Pyramid  | 73047 | Flat Pyramid Cap 6" x 6" | • | | | 1 | 0.7 |

Almond Color: specify "AL" after part number.
Clay Color: specify "C" after part number.

Finishing Accessories

(for use with Vinyl Railing Systems)

Vinyl Railing

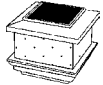
|  Square Post | Catalog No. | Blank Post (for use with Vinyl Railing Systems) | White | Almond | Clay | Packaged Quantity | Pack Wt. | |
|--|--|---|-------|--------|------|-------------------|----------|--|
| | Square Posts | | | | | | | |
| | 649538 | 4" x 4" Post, 38" length | • | • | • | 1 | 4.1 | |
| 649544 | 4" x 4" Post, 44" length | • | • | • | 1 | 4.7 | | |
| 649548 | 4" x 4" Post, 48" length | • | • | • | 1 | 5.2 | | |
| 649552 | 4" x 4" Post, 51-1/2" length | • | • | • | 1 | 5.8 | | |
| 6495107 | 4" x 4" Decorative Post Cover, 107" length | • | • | • | 1 | 12.5 | | |
| 5395107 | 5" x 5" Decorative Post Cover, 107" length | • | • | | 1 | 14.0 | | |
| 73046 | 6" x 6" Decorative Post Cover, 120" length | • | | | 1 | 13.0 | | |

| Catalog No. | Hardware | Packaged Quantity | Box Wt. |
|-------------|----------------------------|-------------------|---------|
| 27635 | Drop Pin Kit | 1 | 2.5 |
| 71413 | 1-5/8" EZ Set Post Bracket | 1 | 0.7 |

Decorative Finishing Accessories



(for use with Vinyl Railing Systems)

Vinyl Railing

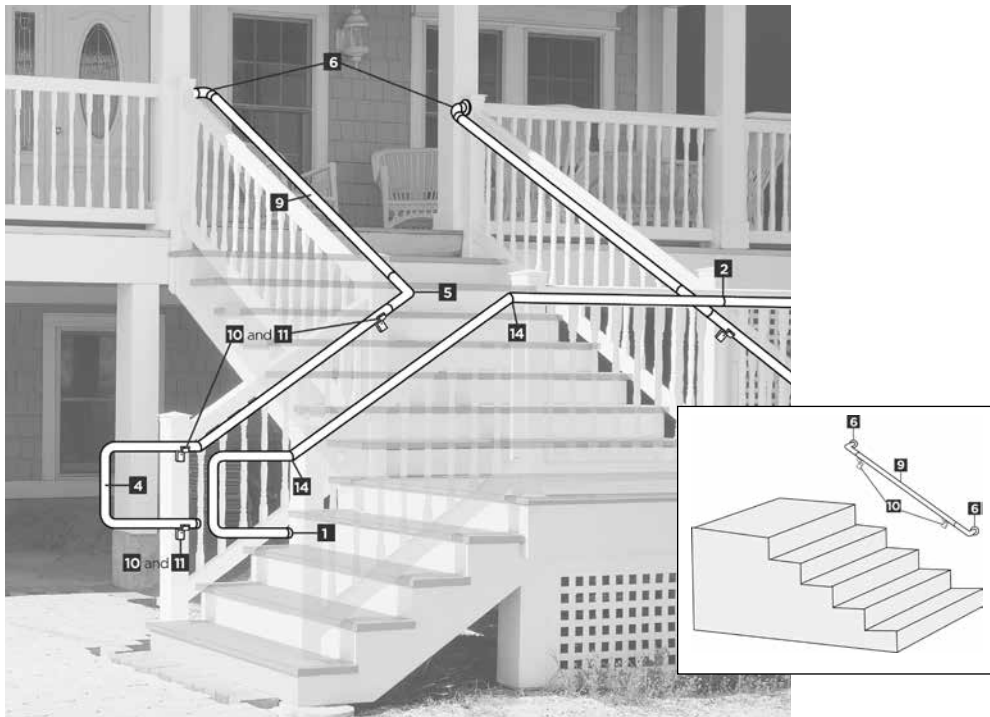
|  5" x 5" Solar Cap | Catalog No. | Decorative Post Caps and Trim | Packaged Quantity | Box Wt. | |
|--|---|-------------------------------|-------------------|---------|--|
| | Solar Cap 5" x 5" Includes Adapter for 4" x 4" Posts | | | | |
| | 840031 | Solar Cap 5" x 5" - White | 1 | 2.0 | |
| 840032 | Solar Cap 5" x 5" - Black | 1 | 2.0 | | |

Handrail – Aluminum

Aluminum Railing

|   | | Catalog No. | Sections | White | Black | Packaged Quantity | Wt. |
|---|----|-------------|---|-------|-------|-------------------|------|
| 1 | 2 | 74089 | 1-1/2" Diameter Aluminum End Cap (1) <i>Finishes open end of Handrail</i> | • | • | 1 | 1.0 |
| 3 | 4 | 74083 | 1-1/2" OD 180° End Loop (4) <i>Finishes steps or handicap ramps</i> | • | • | 1 | 4.0 |
| 5 | 6 | 74084 | 1-1/2" OD – 90° Corner (5) <i>For inside or outside 90° corners</i> | • | • | 1 | 3.0 |
| 7 | 8 | 74085 | 1-1/2" OD – 90° Post/Wall Return (6) <i>Terminates handrail into wall or post at 90°</i> | • | • | 1 | 2.0 |
| 9 | 10 | 74080 | 1-1/2" OD x 80" Aluminum Handrail (7) | • | • | 1 | 8.0 |
| 11 | 12 | 74104 | 1-1/2" OD x 104" Aluminum Handrail (8) | • | • | 1 | 11.0 |
| 13 | 14 | 74120 | 1-1/2" OD x 120" Aluminum Handrail (9) | • | • | 1 | 14.0 |
| 15 | 16 | 74081 | Straight Wall Return (3) <i>Terminates handrail straight into a wall or post</i> | • | • | 1 | 1.0 |
| 17 | 18 | 74070 | Handrail Straight Joiner (2) <i>Connects straight runs of handrail</i> | NA | NA | 1 | 0.1 |
| 19 | 20 | 74069 | Handrail Joint Ring (12) <i>Used to finish the connection between pieces (optional)</i> | • | • | 1 | 0.1 |
| 21 | 22 | 74028 | Handrail Bracket Assembly (10)* <i>Connects handrail to wall or post</i> | • | • | 1 | 2.6 |
| 23 | 24 | 74029 | Handrail EZ Post Attachment Kit (11) <i>Connects handrail bracket to post when using EverNew</i> | NA | NA | 1 | 1.8 |
| 25 | 26 | 74071 | Handrail Inside Corner Bracket (13) <i>Connects inside corner to post</i> | • | • | 1 | 1.2 |
| 27 | 28 | 74088 | Aluminum External Joiner (14) | • | • | 1 | 0.5 |

*Spacing of brackets should be 6 feet on center.




Black Color: specify "BK" after part number.

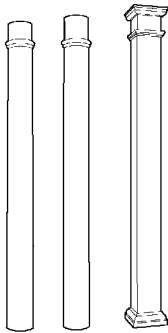
Posts and Columns

Posts and Columns

Porch Posts


|  <p>Colonial Square</p> | Catalog No. | Structural Porch Posts | White | Almond | Clay | Packaged Quantity | Wt. |
|--|---|--|-------|--------|------|-------------------|------|
| | 73017 | Colonial Porch Post – 5" x 5" x 108" | • | • | | 1 | 34.0 |
| | 73020 | Colonial Porch Post – 4" x 4" x 108" | • | • | | 1 | 22.7 |
| | 73019 | Square Porch Post – 5" x 5" x 108" | • | • | • | 1 | 23.8 |
| | *Includes tie-down mounting plates and 4-piece post trim for top & bottom | | | | | | |
| | Catalog No. | Decorative Porch Posts, Non-Structural | White | Almond | Clay | Packaged Quantity | Wt. |
| | 6495107 | Decorative Porch Post Cover – 4" x 4" x 107" | • | • | • | 1 | 12.5 |
| | 5395107 | Decorative Porch Post Cover – 5" x 5" x 107" | • | • | | 1 | 14.0 |
| | 73046 | Decorative Porch Post Cover – 6" x 6" x 120" | • | | | 1 | 13.0 |

Columns

|  | Catalog No. | Columns and Trim Sets | Packaged Quantity | Wt. | |
|--|--|--|-------------------|------|--|
| | Columns (with Mounting Plates) | | | | |
| | 73030 | Round Tapered Column 8" x 108" | 1 | 37.0 | |
| | 73031 | Round Tapered Column 10" x 108" | 1 | 45.0 | |
| | 73032 | Round Non-Tapered Column – 8" x 108" | 1 | 36.0 | |
| | 73033 | Square Column – 8" x 8" x 108" | 1 | 37.0 | |
| | Trim Set (includes Cap, Base, Ring and Mounting Hardware) | | | | |
| | 73035 | 8" Round Tapered Cap/Base Trim Set | 1 | 5.0 | |
| | 73036 | 8" Round Non-Tapered Cap/Base Trim Set | 1 | 5.0 | |
| | 73037 | 10" Round Tapered Cap/Base Trim Set | 1 | 5.0 | |
| 73038 | 8" Square Cap/Base Trim Set | 1 | 5.0 | | |

For complete column installation, order both column and trim set.

Post Wraps

|  <p>Certa-SNAP™ WRAP TRANSFORMS WOOD POSTS IN A SNAP</p> | Catalog No. | Certa-Snap® Wrap | White | Packaged Quantity | Wt. | |
|--|---|-------------------------------|-------|-------------------|------|--|
| | Smooth Finish Kits (include 4 post wrap panels and 4 corner trims) | | | | | |
| | 239001 | Certa-Snap 4" x 4" x 120" Kit | • | 4 | 7.9 | |
| | 239002 | Certa-Snap 6" x 6" x 120" Kit | • | 2 | 10.3 | |
| | Kits must be purchased in full master carton (or packaged) quantities. Base Trim sold separately. | | | | | |
| | Base Trims | | | | | |
| 70489 | Certa-Snap 4" x 4" Base Trim | • | 1 | 0.5 | | |
| 70497 | Certa-Snap 6" x 6" Base Trim | • | 1 | 0.9 | | |

Almond Color: specify "AL" after part number.

Posts, Columns and Accessories

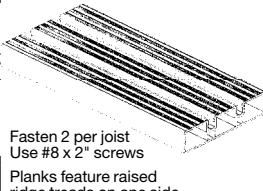
Posts, Columns and Accessories

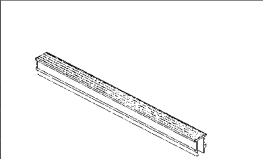
| | Floor/Ceiling Space Required | | | | Notes |
|---------------------------------|------------------------------|-----------|---------|--------------------------|-----------------------------------|
| | Catalog No. | Post Size | Type | Outer Dimensions | |
| For Non Structural Posts | | | | | |
| Decorative Post Trim | 70450 | 4" x 4" | 1 Piece | 5-1/4" x 5-1/4" | Matte Finish |
| Decorative Post Trim | 70484 | 5" x 5" | 1 Piece | 6-1/2" x 6-1/2" | |
| Decorative Post Trim | 73048 | 6" x 6" | 4 Piece | 8-3/8" x 8-3/8" | |
| Post Base Trim | 70401 | 4" x 4" | 2 Piece | 5-1/2" x 5-1/2" | |
| For Porch Posts | | | | | |
| Porch Post Trim | 70407 | 5" x 5" | 4 Piece | 7-7/8" x 7-7/8" | Packaged with Porch Post |
| Porch Post Trim | 70480 | 4" x 4" | 4 Piece | 6-1/4" x 6-1/4" | Packaged with Porch Post |
| For Porch Wraps | | | | | |
| Certa-Snap Trim | 70489 | 4" x 4" | 4 Piece | 5-5/8" x 5-5/8" | |
| Certa-Snap Trim | 70497 | 6" x 6" | 4 Piece | 7-7/8" x 7-7/8" | |
| For Columns | | | | | |
| Round Tapered Column | 73035* | 8" | 1 Piece | Bottom 10-7/8" x 10-7/8" | Sold as a kit with cap, base/trim |
| | | | 1 Piece | Top 9-1/8" x 9-1/8" | |
| Round Tapered Column | 73037* | 10" | 1 Piece | Bottom 13" x 13" | Sold as a kit with cap, base/trim |
| | | | 1 Piece | Top 11-1/4" x 11-1/4" | |
| Round Column Non Tapered | 73036* | 8" | 1 Piece | Bottom 10-7/8" x 10-7/8" | Sold as a kit with cap, base/trim |
| | | | 1 Piece | Top 10-7/8" x 10-7/8" | |
| Square Column | 73038* | 8" | 1 Piece | Bottom 11-1/4" x 11-1/4" | Sold as a kit with cap, base/trim |
| | | | 1 Piece | Top 11-1/4" x 11-1/4" | |

*Required for complete column installation Note – Not all trims available in all colors

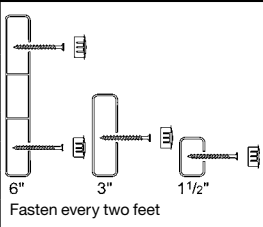
EverNew® Vinyl Decking

Vinyl Decking

|  <p>Fasten 2 per joist Use #8 x 2" screws Planks feature raised ridge treads on one side</p> | Catalog No. | Deck Planks 1-1/2" x 5-1/2" | White | Colors | Min. Ord. Quantity | Wt. |
|---|-------------|--|-------------------------|--------|--------------------|------|
| | | 119145 | Deck Plank x 145" (12') | • | • | 1 |
| | 119193 | Deck Plank x 193" (16') – minimum quantity 25 pcs. | • | • | 25 | 17.0 |
| | 119241 | Deck Plank x 241" (20)* – full pallet orders only | • | • | 50 | 21.0 |
| *Available only as part of half or full truckload. | | | | | | |

|  | Catalog No. | Fill Pieces | White | Colors | Min. Ord. Quantity | Wt. |
|--|-------------|--|-------------------------|--------|--------------------|-----|
| | | 129145 | Fill Piece x 145" (12') | • | • | 1 |
| | 129193 | Fill Piece x 193" (16') – minimum quantity 50 pcs. | • | • | 50 | 0.7 |
| | 129241 | Fill Piece x 241" (20') – 100 pcs. quantity only | • | • | 100 | 0.9 |
| Fill pieces not included with planks – order separately. 2' of fill piece per 1' of plank. | | | | | | |

|  <p>Fasten once per foot</p> | Catalog No. | End Covers | White | Colors | Min. Ord. Quantity | Wt. |
|---|-------------|--|-------|--------|--------------------|-----|
| | | End Cover "C" Channel | | | | |
| | 139144 | End Cover x 144" (12') | • | • | 1 | 2.5 |
| | 70820P | End Cover Fastener (price/pack, 25/pack) | • | • | 1 | 0.3 |

|  <p>Fasten every two feet Fascia is smooth on both sides</p> | Catalog No. | Fascia | White | Colors | Min. Ord. Quantity | Wt. |
|---|-------------|--|-------|--------|--------------------|-----|
| | | Fascia Board 7/8" Profile | | | | |
| | 359096 | 7/8" x 6" x 96" (8') | • | • | 1 | 4.5 |
| | 349096 | 7/8" x 3" x 96" (8') | • | • | 1 | 2.0 |
| | 319096 | 7/8" x 1-1/2" x 96" (8') | • | • | 1 | 1.5 |
| | 70822P | Fascia Cover Plug 3/4" (price/pack, 25/pack) | • | • | 1 | 7.5 |
| | 70787P | #8 x 1-1/2" Stainless Steel Screw (price/pack, 100/pack) | | | 1 | 1.0 |

Gray and Almond Colors: specify "G" or "AL" after part number.



CertainTeed

CEILINGS • DECKING • FENCE • GYPSUM • INSULATION • RAILING • ROOFING • SIDING • TRIM

20 Moores Road, Malvern, PA 19355 Professional: 800-233-8990 Consumer: 800-782-8777 certainteeted.com