


# Restoration Millwork®

## Exterior Trim Profile Applications

A 3D architectural rendering of various exterior trim profiles. The profiles are shown in a light beige color against a dark blue background. Three callout boxes with blue arrows point to specific trim profiles. The first callout, 'SURROUND WITH SHINGLE MOULD AND TRIMBOARD', points to a profile with a shingle-like top edge. The second callout, 'SURROUND WITH BRICKMOULD', points to a profile with a brick-like top edge. The third callout, 'SURROUND WITH RAMS CROWN AND TRIMBOARD', points to a profile with a crown-like top edge.

SURROUND WITH  
BRICKMOULD

SURROUND WITH  
SHINGLE MOULD  
AND TRIMBOARD

SURROUND WITH  
RAMS CROWN  
AND TRIMBOARD

Surround yourself  
with possibilities.

**CertainTeed**  
SAINT-GOBAIN

# Window and Door surround options to accent any house



In the hands of a true craftsman, millwork is a tool for expressing creativity, attention to detail and a commitment to quality. With Restoration Millwork, there are so many ways for a craftsman to make his mark — and for homeowners to define their style. From accents to details, traditional designs to contemporary statements, Restoration Millwork's broad selection of millwork components and trimboard sizes make it easy to create a distinctive custom look.

BACK BAND



RAMS CROWN TRIM BOARD



SHINGLE MOULD TRIM BOARD



BRICK MOULD



## BASE CAP


Base mouldings provide a grounding element of architectural millwork appropriate for any traditional or contemporary application requiring exceptional depth of wood work design.

## CROWN MOULDING

Derived from a classic style dating back to the golden age of Greek architecture, #45, #47 and #49 crown is used to bridge the corner between wall and ceiling.

## BED MOULD

Historically the moulding or group of mouldings immediately beneath the corona of a cornice that is used as a transition above the frieze.



## 45/47/49 Crown


- Exterior Ceiling/Soffit (as shown)
- Exterior with 1x Frieze
- Head of Window/Door



| 45 Crown             |        | 47 Crown              |        | 49 Crown              |        |
|----------------------|--------|-----------------------|--------|-----------------------|--------|
| Size                 | Length | Size                  | Length | Size                  | Length |
| 9/16 in. x 5-1/4 in. | 16 ft. | 11/16 in. x 4-5/8 in. | 16 ft. | 11/16 in. x 3-5/8 in. | 16 ft. |

## Rams Crown

- Window Header—Crown Mould Look (as shown)
- Gable over 1x
- Column/Frieze Board Detail



| Rams Crown               |        |
|--------------------------|--------|
| Size                     | Length |
| 1-13/32 in. x 2-1/16 in. | 16 ft. |



## Brickmould



- Door Casing (as shown)
- Window Casing (Brick)
- Garage Door Trim



| Brickmould        |        |
|-------------------|--------|
| Size              | Length |
| 1-1/8 in. x 2 in. | 7 ft.  |
| 1-1/8 in. x 2 in. | 10 ft. |
| 1-1/8 in. x 2 in. | 17 ft. |

## J-Channel Brickmould

- Door Casing
- Window Casing
- Gable/Frieze Application

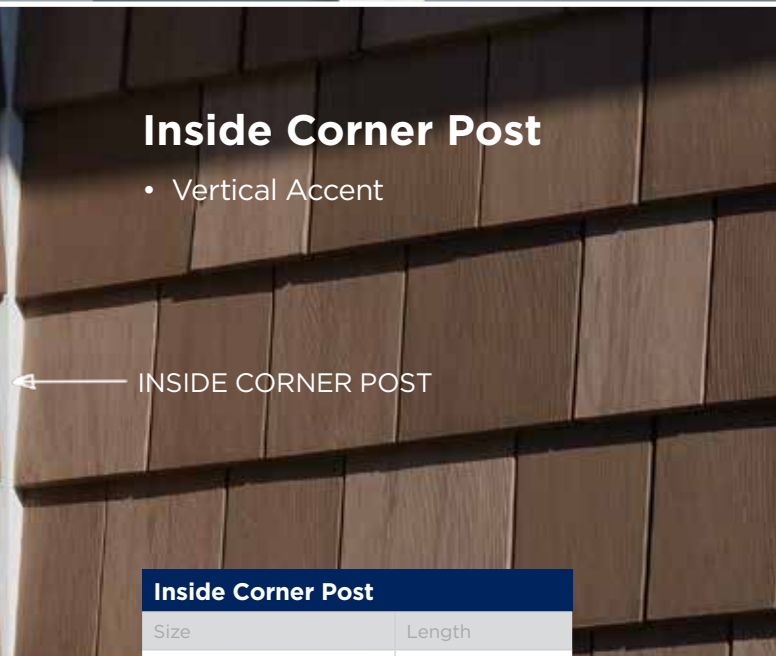


| J-Channel Brickmould |        |
|----------------------|--------|
| Size                 | Length |
| 1-1/4 in. x 2 in.    | 17 ft. |



## Inside Corner Post

- Vertical Accent



| Inside Corner Post    |        |
|-----------------------|--------|
| Size                  | Length |
| 1-1/4 in. x 1-1/4 in. | 10 ft. |



## Shingle Mould

- Use with 1x on Gable Rake
- Last Course of Siding Transition
- Detail on Columns

## Rake Board

- Use with 1x on Gable Rake
- Top Course
- Window and Door Trim

RAKE BOARD

| Rake Board    |        |
|---------------|--------|
| Size          | Length |
| 1 in. x 2 in. | 16 ft. |

| Shingle Mould          |        |
|------------------------|--------|
| Size                   | Length |
| 1 1/16 in. x 1-5/8 in. | 16 ft. |

## Bed Mould

- Head Piece with Base Cap
- Frieze Board
- Decorative Trim



SOFFIT


BED MOULD

TRIMBOARD

| Bed Mould            |        |
|----------------------|--------|
| Actual Size          | Length |
| 9/16 in. x 1-5/8 in. | 16 ft. |

## Cove Mould

- Decorative Transition Piece (as shown)
- Use with Window and Door Trim
- Detail on Columns



COVE MOULD




| Cove Mould        |        |
|-------------------|--------|
| Size              | Length |
| 3/4 in. x 3/4 in. | 16 ft. |



QUARTER ROUND

## Quarter Round


- Quarter Round with Baseboard (as shown)
- Trim on Double Stacked Frieze
- Detail on Columns




| Quarter Round     |        |
|-------------------|--------|
| Size              | Length |
| 3/4 in. x 3/4 in. | 16 ft. |

## Lattice

- Decorative (as shown)
- As a Drip Cap
- Column Detail
- Batten Trim



LATTICE



| Lattice             |        |
|---------------------|--------|
| Size                | Length |
| 1/4 in. x 1-1/2 in. | 16 ft. |

## RB3 Casing

- Window & Door Surround (as shown)
- Double Stack Trim
- Over Garage Door



### 356 Casing

| Size                    | Length |
|-------------------------|--------|
| 1-7/64 in. x 3-7/16 in. | 16 ft. |

RB3 CASING



## 356 Casing

- Window and Door Trim (as shown)
- Decorative Frieze Board

356 CASING



### 356 Casing

| Size                  | Length |
|-----------------------|--------|
| 11/16 in. x 2-1/4 in. | 16 ft. |

## Back Band

- Window Header
- Frieze Board
- Window and Door Trim (as shown)



BACK BAND →



### Back Band

| Size                   | Length |
|------------------------|--------|
| 1-3/16 in. x 4-1/2 in. | 16 ft. |


## Adjustable Back Band

- Window and Door Surround
- Finish Trim—Gable
- Decorative Frieze Board



ADJUSTABLE BACK BAND →


3/4 IN. ACTUAL TRIMBOARD →



### Adjustable Back Band

| Size                      | Length |
|---------------------------|--------|
| 1-11/32 in. x 1-13/32 in. | 16 ft. |






### New England Sill

- Window and Door Surround
- Decorative Transition Piece

| New England Sill       |        |
|------------------------|--------|
| Size                   | Length |
| 1-3/4 in. x 2-1/32 in. | 16 ft. |



### Historic Sill

- Window and Door Surround
- Transition Piece

| Historic Sill           |        |
|-------------------------|--------|
| Size                    | Length |
| 1-3/4 in. x 2-13/16 in. | 16 ft. |



### Water Table

- Help with water management around doors and windows
- Transition Piece

| Water Table       |        |
|-------------------|--------|
| Size              | Length |
| 2 in. x 2-3/4 in. | 16 ft. |

SILL

WATER TABLE

# Sill

- Use with Sill Nose—Replacement



| Sill              |        |
|-------------------|--------|
| Size              | Length |
| 1-1/4 in. x 5 in. | 16 ft. |



| Sill Nose              |        |
|------------------------|--------|
| Size                   | Length |
| 1-5/16 in. x 1-3/8 in. | 16 ft. |





# Sill Nose

- Use with Sill—Replacement
- Base to Frame Window

## Base Cap


- With 1x as Base
- Double Stack Frieze—Decorative
- Detail on Columns



| Base Cap              |        |
|-----------------------|--------|
| Size                  | Length |
| 11/16 in. x 1-1/8 in. | 16 ft. |

## Drip Cap

- Above Bottom Band Board
- Above Window (as shown)
- Frieze Board Detail



| Drip Cap              |        |
|-----------------------|--------|
| Size                  | Length |
| 11/16 in. x 1-5/8 in. | 16 ft. |

CertainTeed products are designed to work together and complement each other in color and style to give any home a beautiful finished look.



POLYMER SHAKES & SHINGLES



VINYL SIDING



INSULATED SIDING



SOFFIT



PVC EXTERIOR TRIM & BEADBOARD



VINYL CARPENTRY® TRIM



STONE



HOUSEWRAP



ROOFING AND VENTILATION



DECKING AND RAILING



MOLDED FENCE



EXTRUDED FENCE



[facebook.com/certainteed](https://facebook.com/certainteed)



[YouTube youtube.com/certainteedsaintgobain](https://youtube.com/certainteedsaintgobain)



**CertainTeed**

CEILING • DECKING • FENCE • GYPSUM • INSULATION • RAILING • ROOFING • SIDING • TRIM  
20 Moores Road Malvern, PA 19355 Professional: 800-233-8990 Consumer: 800-782-8777 [certainteed.com](https://certainteed.com)